


American English

# First Friends 3

Student Book


Activity Book



Audio CD with songs  
Everyday English

# First Friends 3

Student Book



Topics & Objectives	Vocabulary	Structure	Values & Every-day English	Songs, Projects, & Explore	Phonics
<b>1 Hello</b> (Introduction review) <ul style="list-style-type: none"> <li>• Talk about the days of the week</li> <li>• Review the alphabet</li> <li>• Review initial sounds</li> </ul>	Monday Tuesday Wednesday Thursday Friday Saturday Sunday	I'm What day is it? It's (Monday)	Being respectful Can you help me please? Sure	It's a nice day a-z song <b>Explore: My Week</b>	Review • abc • am • w
<b>2 Our School</b> (School people and places) <ul style="list-style-type: none"> <li>• Ask about and identify people in school</li> <li>• Ask about and identify places in school</li> </ul>	classroom friend music room playground sandbox school bus seesaw teacher	What's this? It's (a sandbox) Who's this? She's / He's (a teacher)	Taking pride in your school I love our school Yes, it's great The classroom looks great	Listen Listen sh song <b>Explore: Music</b>	Digra sheep shoes fish
<b>3 My Feelings</b> <ul style="list-style-type: none"> <li>• Talk about feelings</li> <li>• Ask about other people's feelings</li> </ul>	cold happy hot hungry sad thirsty scared sleepy	Are you (cold)? Yes, I am No, I'm not	Thinking of others Look out! Are you OK? I think so	If you're happy and you know it th song <b>Explore: Pets</b>	Digra throw thumb bath
<b>4 I Can Jump!</b> (Abilities) <ul style="list-style-type: none"> <li>• Talk about ability</li> </ul>	catch climb draw jump run write read sing	I can (jump) I can't (sing)	Being modest Yours is, too Good job!	I can jump My insect can climb ch song <b>Project: Making a number insect</b>	Digra choce beac kitch
<b>5 My Home</b> (Rooms and objects) <ul style="list-style-type: none"> <li>• Describe a scene</li> </ul>	bathroom bedroom dining room kitchen living room plant sofa TV	There is (a kitchen) There are (plants)	Appreciating nature Don't break the plants I'll be careful	Look at my house! a song <b>Explore: Plants and flowers</b>	CVC with cat hot mar



Topics & objectives	Vocabulary	Structure	Values & Everyday English	Songs, Projects, & Explore	Phonics
<b>6 My Room</b> (Bedroom objects) • Describe the location of objects in a room using prepositions	<i>bed</i> <i>blanket</i> <i>closet</i> <i>pillow</i> <i>shelf</i> <i>in</i> <i>on</i> <i>under</i> 1-20 (review)	<i>Where is it?</i> <i>It's in (the closet)</i> <i>It's on (the bed)</i> <i>It's under (the bed)</i>	Keeping your room neat <i>Let's make the bed</i> <i>Please help me</i> <i>That's better</i>	Put your hand on your head e song <b>Explore:</b> Beds	CVC words with <b>e</b> <i>jet</i> <i>net</i> <i>wet</i>
<b>7 On Vacation</b> • Ask about quantity • Count the number of objects in a scene	<i>beach</i> <i>bucket</i> <i>crab</i> <i>sandcastle</i> <i>sea</i> <i>shell</i> <i>spade</i> <i>umbrella</i>	<i>How many (shells) are there?</i> <i>There are (ten)</i>	Telling the truth <i>We did it</i> <i>We're sorry</i>	Ten umbrellas in the sun Sitting on the beach i song <b>Project:</b> Making an under-the-sea collage	CVC words with <b>i</b> <i>big</i> <i>dig</i> <i>wig</i>
<b>8 Let's Eat!</b> (Foods) • Describe what food people have	<i>cheese</i> <i>chicken</i> <i>fish</i> <i>milk</i> <i>potato</i> <i>rice</i> <i>salad</i> <i>soup</i>	<i>She / He has (rice)</i>	Respecting your elders <i>Watch me.</i> <i>Go ahead.</i> <i>Now you try.</i>	I love food! o song <b>Explore:</b> Breakfast Time	CVC words with <b>o</b> <i>hop</i> <i>map</i> <i>top</i>
<b>9 Festival Fun!</b> • Talk about other people's ability	<i>acrobat</i> <i>bicycle</i> <i>clown</i> <i>drum</i> <i>juggler</i> <i>parrot</i> <i>tent</i>	<i>She / He can (climb).</i> <i>It can (sing).</i>	Keeping places clean <i>Please pick that up.</i> <i>Throw it away.</i>	Let's all go to the festival u song <b>Explore:</b> The Circus	CVC words with <b>u</b> <i>bun</i> <i>run</i> <i>sun</i>
<b>10 Jobs</b> • Ask about people and identify their jobs	<i>doctor</i> <i>farmer</i> <i>firefighter</i> <i>nurse</i> <i>pilot</i> <i>police officer</i> <i>singer</i> <i>taxi driver</i>	<i>Is she / he (a doctor)?</i> <i>Yes, she / he is.</i> <i>No, she / he isn't.</i>	Being safe <i>Wait. It's not safe.</i> <i>It's safe now.</i> <i>Let's cross.</i>	How are you today? Bean plant, bean plant <b>Project:</b> Growing a bean plant	Review



## Vocabulary

### Lesson 1

Listen and say. → 1

Say and do.

Listen and say. → 2

Monday

Tuesday


Wednesday

Thursday

Friday

Saturday

Sunday



## Structure

### Lesson 2

Listen and say. 1 3

Say and do.

Listen, sing, and do. 1



Structure: *What day is it? It's (Monday).* Song lyrics: AB p 79

Unit 1 Lesson 2

# Story

## Lesson 3

Look and say.

Listen. 5

Listen and act. 5



# It's Saturday




 It's Saturday!




 Let's play.



 Give me the ball.



 Kick, Adam. Kick!



Can you help me, please?

Tuesday

Sure.

# Values

## Lesson 4

Listen and say. ➔ 6

Say and do.

Act.



Thank you very much.

You're welcome.

**Value:** being helpful  
**Everyday English:** Can you help me, please? Sure. You're welcome.



## Explore

### Lesson 5

Look and listen. ➤ 7

Listen and read. ➤ 7

Read and say.

# My Week

It's Monday.



I'm at school.



My dad is at home.

It's Sunday.



My grandma and grandpa are here.

# Phonics

## Lesson 6

Look and say.

Listen and sing. ↻ 8

Find.

Aa 

Bb 

Cc 

Dd 

Ee 

Ff 

Gg 

Hh 

Ii 

Jj 

Kk 

Ll 

Mm 

Nn 

Oo 

Pp 

Qq 

Rr 

Ss 

Tt 

Uu 

Vv 

Ww 

Xx 

Yy 

Zz 

## Vocabulary

### Lesson 1

- Listen and say. 9
- Listen and find. 10
- Look and say.

classroom



teacher

music room



friend

## Structure

### Lesson 2

Listen and say. » 11

Say and do.

Listen, sing and do. » 12

school bus



seesaw



sandbox



playground

**Structure:** *What's this? It's ... Who's this? He's/She's...*

**Song lyrics:** AB p.79

# Story

## Lesson 3



Look and say.


Listen. 🎧 13


Listen and act. 🎧 13


# My Friend Rex






 What's this?  
 It's a sandbox.




 Look! A cat!



 Who's this?  
 It's my friend, Rex.



 Oh no! Pat!



I love our school.

Yes, it's great!


## Values

### Lesson 4

Listen and say. » 14

Say and do.

Act.



The classroom looks great.

Thanks!

**Value:** taking pride in your school **Everyday English:** I love (our school)  
Yes, it's great. The classroom looks great.

Unit 2 Lesson 4

# Explore

## Lesson 5

Look and listen. 🎧 15

Listen and read. 🎧 15

Read and say.

# Music



This is our music room.



Look at the violin.



Look at the drum. It's big!



We make music. Listen!

# Phonics

## Lesson 6

Learn the sound.

Sing. ♪ 16

Find and say.


# sh




sheep



shoes



fish





# 3 My Feelings

## Vocabulary

### Lesson 1

- Listen and say. ➤ 17
- Listen and find. ➤ 18
- Look and say.

sad

happy

cold

hungry




## Structure

### Lesson 2

Listen and say. → 19

Say and do.

Listen, sing, and do. → 20



sleepy

hot

scared

thirsty

Structure: Are you (cold)? Yes, I am. No, I'm not.

Unit 3 Lesson 2


### Lesson 3

Look and say.

Listen. ♪ 21

Listen and act. ♪ 21

# I'm Hungry




Are you hungry?  
Yes, I am.



Are you thirsty?  
Yes, I am.



Are you hot?  
Yes, I am.



Are you hungry?  
No, I'm not. Thank you.


## Values

### Lesson 4

Listen and say. ➔ 22

Say and do.

Act.



## Explore

### Lesson 5

Look and listen. 🎧 23

Listen and read. 🎧 23

Read and say.

# Pets

Look at this insect.  
It's our class pet.



This is my horse.  
She is very big.  
Her name is Sugar.



This is my rabbit.  
He is hungry!

# Phonics

## Lesson 6

Learn the sound.

Sing. ♪ 24

Find and say.

th




throw



thumb




bath



## Vocabulary

### Lesson 1

Listen and say. •) 25  
Listen and find. •) 26  
Look and say.




## Structure

### Lesson 2


Listen and say. 🎧 27

Say and do.


Listen, sing, and do. 🎧 28




catch




sing




run



climb



jump



draw



# Story

## Lesson 3


Look and say.


Listen. •) 29


Listen and act. •) 29


# Good Job, Baz!




 Kick, Baz! Kick!


 I can't kick.

 Catch the ball, Baz!


 I can't catch.




 Sing, Baz!

 I can't sing.



 I can climb.

 Good job, Baz!

## Values

### Lesson 4

Listen and say. 30

Say and do.

Act.

Your picture  
is very good!

Thank you.

Yours is, too.  
Good job!

Thanks!


# Project

## Lesson 5

Make.

Sing. ♪ 31

Sing, do, and count. ♪ 31



# Phonics

## Lesson 6

Learn the sound.

Sing. ♪ 32

Find and say.

ch



chocolate

beach

kitchen



# 5 MY HOME

## Vocabulary

### Lesson 1

Listen and say. ➔ 33

Listen and find. ➔ 34

Look and say.



## Structure

### Lesson 2

Listen and say. 35

Say and do.

Listen, sing, and do. 36



**Structure:** *There is (a kitchen). There are (five rooms).*

**Song lyrics:** AB p. 79

# Story

## Lesson 3


Look and say.

Listen. 🎧 37

Listen and act. 🎭 37



# My Home




🐰 This is my home.



🐰 This is my living room.



🐰 There's a sofa. There's a TV.



🐱 Look, Jig! I'm on TV.


## Values

### Lesson 4


Listen and say. ➤ 38

Say and do.


Act.




Oh, no!



Sorry!



Don't break  
the plants.



OK. I'll be careful.

Everyday English: *Oh, no! Sorry. Don't break the plants. I'll be careful.*

Value: appreciating nature



## Explore

### Lesson 5

Look and listen. 🎧 39

Listen and read. 🎧 39

Read and say.

# Plants and Flowers



There are flowers on this tree.  
They are small and pink.



These plants love the sun.



Look at these plants.  
They are big and  
purple.

# Phonics

## Lesson 6

Learn the sound.

Sing. ♪ 40

Find and say.

at




cat



hat



mat



Phonics: -at cat, hat, mat

## Vocabulary

### Lesson 1

Listen and say. → 41

Listen and find. → 42

Look and say.



shelf

bed




pillow

blanket



in



## Structure

### Lesson 2

Listen and say. 43

Say and do.

Listen, sing, and do. 44

closet



on

under

# Story


## Lesson 3


Look and say.

Listen. → 45

Listen and act. → 45


# Where is it?





 My boat! Where is it?


 Look under the sofa.




 Where is my boat?


 Look in the toy box.




 Where is my boat?

 Look on the table.



 Your boat, Baz! It's in your jacket.

 Thanks, Sam!


## Values

### Lesson 4

Listen and say. 46


Say and do.

Act.



Let's make the bed.  
Please help me.

Yes, Dad.



That's better. Good job.

Thanks, Dad.

**Value:** keeping your room neat.  
**Everyday English:** Let's make the bed. Please help me. That's better.

## Explore

### Lesson 5


Look and listen. → 47

Listen and read. → 47

Read and say.

# Beds

Look! There's  
a slide on this bed.



This bed is under  
a big bed.



Is it a car?  
No, it's a bed!

# Phonics

## Lesson 6

Learn the sound.

Sing. → 48

Find and say.

# et



**jet**



**net**



**wet**





## Vocabulary

### Lesson 1

Listen and say. ➔ 49  
Listen and find. ➔ 50  
Look and say.

sea

shell

beach

crab

spade

bucket

## Structure

### Lesson 2

Listen and say. •) 51

Say and do.

Listen, sing, and do. •) 52



sandcastle



umbrella



Structure: How many (shells) are there? There are (three shells).

# Story


## Lesson 3

Look and say.

Listen. ♪ 53

Listen and act. ♪ 53

# How Many Sandcastles Are There?



Look at the sandcastles!



How many sandcastles are there?

One... two... three...



Four... five... six... seven sandcastles.



Uh-oh. Now there are six sandcastles!

# Values

## Lesson 4

Listen and say. → 54

Say and do.

Act.



You can't catch me.

Yes, I can!



We did it.

We're sorry.


# Project

## Lesson 5

Make.

Sing. 55

Sing and do. 55



# Phonics

## Lesson 6

Learn the sound.

Sing. • 56

Find and say.

ig



**big**



**dig**



**wig**



## Vocabulary

## Lesson 1

Listen and say. ➤ 57

Listen and find. ➤ 58

Look and say.




# Structure

## Lesson 2

Listen and say. ➤ 59

Say and do.

Listen, sing, and do. ➤ 60



milk

cheese

rice

fish

chicken

potato



### Lesson 3

Look and say.

Listen. → 61

Listen and act. → 61


# Sandwiches



Tess has two sandwiches.



I like sandwiches.




Tess has one sandwich.



Baz! My sandwiches!

Sorry, Tess.



Watch me.

**Values**  
**Lesson 4**  
Listen and say. 62  
Say and do.  
Act.

Yes, Grandma.



Go ahead. Now you try.

Thanks, Grandma.

**Value:** respecting your elders  
**Everyday English:** Watch me. Go ahead. Now you try.

# Explore

## Lesson 5

Look and listen. → 63

Listen and read. → 63

Read and say.

# Breakfast Time

This is my  
breakfast.  
I have bread  
and jam.



I have eggs.



I have soup  
for breakfast.



I have fruit  
and yogurt for  
breakfast.



o p

Lesson 6

Learn the sound.

Sing. → 64

Find and say.




hop



mop



top



## Vocabulary

### Lesson 1

Listen and say. » 65

Listen and find. » 66

Look and say.



acrobat

juggler

## Structure

### Lesson 2

Listen and say. •) 67

Say and do.

Listen, sing, and do. •) 68

tent

parrot

clown

drum

bicycle

# Story

## Lesson 3

Look and say.


Listen. ♪ 69

Listen and act. ♪ 69

# Pat is an Acrobat



Pat is an acrobat.



He can jump.



He can climb.



Now I'm a clown!


## Values

### Lesson 4

Listen and say. 70


Say and do.

Act.



Please pick that up.

Oh, sorry.



Throw it away.

OK, Mom.

Value: keeping places clean

Unit 9 Lesson 4



## Explore

### Lesson 5

Look and listen. 🎧 71

Listen and read. 🎧 71

Read and say.

# The Circus!



This acrobat is small.  
He can climb and jump.



Look at the juggler.  
She can juggle.



How many colors can you  
see in this clown's wig?



Look at the boy  
catch the girl!

# Phonics

## Lesson 6

Learn the sound.

Sing. ♪72

Find and say.

# un




**bun**



**run**



**sun**



# 10 JOBS

## Vocabulary

### Lesson 1

Listen and say. •) 73

Listen and find. •) 74

Look and say.



farmer




doctor



firefighter

singer



taxi driver



## Structure

### Lesson 2

Listen and say. •) 75

Say and do.

Listen, sing, and do. •) 76

nurse



pilot



police officer

Structure: Is she / he a (doctor)? Yes, she / he is. No, she / he isn't.  
Song lyrics: A.B.p. 79

# Story



## Lesson 3

Look and say.

Listen. ♪ 77

Listen and act. ♪ 77

# Is Mom a Farmer?



1 Is Mom a taxi driver?

2 No, she isn't.


2 Is Mom a farmer?

3 No, she isn't.



3 Is Mom a teacher?

4 No, she isn't.



4 Is Mom a doctor?

5 Yes, she is. Good, Adam!


# Values

## Lesson 4

Listen and say. 78


Say and do.

Act.



Wait! It's not safe.

Yes, sir.



OK. It's safe now.

Let's cross.

Everyday English: *Wait, it's not safe. Yes, sir. It's safe now. Let's cross.*





Value: being safe

Unit 10 Lesson 4

# Project

## Lesson 5

Make.  
Sing. ♪ 79  
Sing and do. ♪ 79





# Phonics

## Lesson 6

Point and say.

Say and group.

Listen and check. 80






# First Friends

*first for English, first for fun,  
first for young children*

*First Friends* is a three-level course that makes the first years of learning English motivating and fun.

- The special phonics program is ideal for building letter-recognition skills and letter formation.
- Everyday English is taught through the context of important social values such as learning to share.
- Practical cross-curricular lessons link with other subjects such as math and science.
- Engaging activities focus on making connections and seeing patterns, improving critical thinking skills.



Oxford › making  sense

- Student Book with Student Audio CD featuring songs, stories and everyday English
- Activity Book
- Split editions A & B:  
Student Book + Activity Book + Student Audio CD
- Teacher's Book
- Picture Cards
- Class Audio CD
- Oxford iTools: Digital Classroom Resources