

American English

# First Friends

1

Student Book & Activity Book

Susan Iannuzzi




OXFORD

Student Audio CD with songs,  
stories, and everyday English

# First Friends

1

Student Book



Susan Iannuzzi


OXFORD  
UNIVERSITY PRESS

# Level 1 Scope and Sequence

| Topics & Objectives   | Vocabulary   | Structure   | Values & Everyday English   | Songs & Projects   | Alphabet   |
|---|--|---|---|--|--|
| <b>1 Hello</b><br>(Introductions)<br>• Say hello<br>• Introduce yourself to other people                                | <i>Bar</i><br><i>Jig</i><br><i>Pat</i><br><i>Tess</i><br><br>Numbers 1-5                           | <i>Hello</i><br><i>What's your name?</i><br><i>I'm ...</i>  | Being polite<br><br><i>How are you?</i><br><i>I'm fine, thanks</i>                  | Hello, Friends!<br>Pat and Jig, Count To Five<br>A & B song                                  | <b>Aa</b><br><i>ant</i><br><b>Bb</b><br><i>bear</i>                                  |
| <b>2 My Family</b><br>(Immediate family members)<br>• Ask about people<br>• Identify family members                     | <i>brother</i><br><i>dad</i><br><i>grandma</i><br><i>grandpa</i><br><i>mom</i><br><i>sister</i>    | <i>Who's this?</i><br><i>It's my (grandma)</i>  | Respecting your elders<br><i>After you</i><br><i>Thank you</i>                      | Who's This?<br>C & D song  | <b>Cc</b><br><i>cloud</i><br><b>Dd</b><br><i>donut</i>                               |
| <b>3 My School</b><br>(School possessions)<br>• Ask about and identify things<br>• Listen to and perform simple actions | <i>bag</i><br><i>book</i><br><i>chair</i><br><i>crayon</i><br><i>pencil</i><br><i>table</i>        | <i>What's this?</i><br><i>It's a (bag)</i><br><i>Stand up</i><br><i>Sit down</i><br><i>Quiet please</i> | Behaving at school<br><i>Please open your book.</i><br><i>Sorry. (Miss Jackson)</i> | Hello, Children<br>E & F song  | <b>Ee</b><br><i>elephant</i><br><b>Ff</b><br><i>frog</i>                             |
| <b>4 Colors</b><br>• Ask about and describe objects by color  | <i>blue</i><br><i>green</i><br><i>orange</i><br><i>purple</i><br><i>red</i><br><i>yellow</i>       | <i>What color is it?</i><br><i>It's (red)</i>   | Taking turns<br><i>It's your turn</i>   | What Color Is It?<br>Rainbow Colors<br>G & H song<br><br><b>Project:</b><br>making a rainbow | <b>Gg</b><br><i>gift</i><br><b>Hh</b><br><i>hug</i>                                  |
| <b>5 My Toys</b><br>• Describe toys by color  | <i>ball</i><br><i>car</i><br><i>doll</i><br><br><i>jump rope</i><br><i>teddy</i><br><i>toy box</i> | <i>It's a (red) car</i>   | Sharing with others<br><i>Here Have my (teddy bear)</i>                             | It's a Purple Doll<br>I, J, & K song   | <b>Ii</b><br><i>igloo</i><br><b>Jj</b><br><i>jam</i><br><b>Kk</b><br><i>kangaroo</i> |



| Topics & Objectives   | Vocabulary  | Structure  | Values & Everyday English   | Songs & Projects   | Alphabet  |
|---|---|--|---|--|---|
| <b>6 My Face</b><br>• Identify parts of the face using pronouns               | <i>ears</i><br><i>eyes</i><br><i>face</i><br><i>mouth</i><br><i>nose</i><br><br>Numbers 6–10        | <i>Wash your (face)</i><br><i>Dry your (ears).</i><br><br><i>Touch your (ears)</i><br><i>Clap.</i> | Keeping clean<br><i>(Wash) your (face).</i><br><i>please</i><br><br><i>Yes, Mom</i> | 1, 2, 3<br>L, M, & N song  | <b>Ll</b><br><i>lemon</i><br><b>Mm</b><br><i>monkey</i><br><b>Nn</b><br><i>nest</i>     |
| <b>7 My Clothes</b><br>• Identify clothes using pronouns                      | <i>cap</i><br><i>jacket</i><br><i>pants</i><br><i>shoes</i><br><i>skirt</i><br><i>T-shirt</i>       | <i>This is my (skirt)</i><br><br><i>These are your (shoes).</i>                                    | Respecting your clothes<br><i>Put on your smock</i><br><i>Yes, Miss Jackson</i>     | These Are Pants<br>O, P, & Q song<br><br><b>Project:</b><br>decorating a T-shirt                     | <b>Oo</b><br><i>octopus</i><br><b>Pp</b><br><i>penguin</i><br><b>Qq</b><br><i>quiet</i> |
| <b>8 Food</b><br>• Ask about and request quantities of food                   | <i>banana</i><br><i>cookie</i><br><i>orange</i><br><i>sandwich</i><br><i>tomato</i><br><i>water</i> | <i>How many (cookies)?</i><br><i>(Three) (cookies), please</i><br><br>Plurals                      | Eating healthily<br><i>Have a healthy snack</i>                                     | A Sandwich For You<br>R, S, & T song   | <b>Rr</b><br><i>rainbow</i><br><b>Ss</b><br><i>sun</i><br><b>Tt</b><br><i>tiger</i>     |
| <b>9 On the Farm</b><br>(Farm animals)<br>• Ask about and identify animals    | <i>chicken</i><br><i>cow</i><br><i>duck</i><br><i>goat</i><br><i>horse</i><br><i>pig</i>            | <i>Is it a (goat)?</i><br><i>Yes, it is.</i><br><i>No, it isn't.</i>                               | Respecting nature<br><i>Don't touch, please</i>                                     | <i>Is it a Duck?</i><br>Hello, Pig!<br>U, V, & W song<br><br><b>Project:</b> making an animal puppet | <b>Uu</b><br><i>up</i><br><b>Vv</b><br><i>violin</i><br><b>Ww</b><br><i>wave</i>        |
| <b>10 Big and Small</b><br>(Sizes)<br>• Ask about and describe things by size | <i>big</i><br><i>long</i><br><i>short</i><br><i>small</i><br><i>thick</i><br><i>thin</i>            | <i>It's (big).</i><br><i>Is it (short)?</i>  | Working together<br><i>Let's do it together.</i><br>OK.                             | <i>It's Small</i><br>X, Y, & Z song<br>Alphabet song   | <b>Xx</b><br><i>box</i><br><b>Yy</b><br><i>yo-yo</i><br><b>Zz</b><br><i>zipper</i>      |



Unit  
**1**

# Hello

## Vocabulary

### Lesson 1

Listen and say. ➡ 1

Listen and find. ➡ 2

Sing. ➡ 3




Jig

Tess

## Structure

### Lesson 2

Point and say.

Listen and say.  4

Say and do.

Baz

Pat

Structure: *What's your name? I'm ...*

Unit 1 Lesson 2

5

# Song

## Lesson 3

Listen and sing. 5

Sing and do. 5

Trace and say.





# What's Your Name?


## Story

### Lesson 4


Look and listen. ▶▶ 6

Listen and act. ▶▶ 6

Say and do.



Hello. I'm Mrs. Ball.  
What's your name?



Hello, Mrs. Ball. I'm Baz!



# Values

## Lesson 5

Listen and point. 🎧 7

Listen and say. 🎧 7

Say and do.





# Alphabet

## Lesson 6

Learn the letters.

Sing. →

Trace and match.

Aa

Bb



A

a

B

b

## Vocabulary

### Lesson 1

Listen and say. ➡ 9

Listen and find. ➡ 10

Look and say.

dad

grandma

brother

sister

grandpa

## Structure


### Lesson 2

Point and say.

Listen and say. 🎧 11

Say and do.

mom



Structure: *Who's this? It's my grandma.*

Unit 2 Lesson 2




# Song

## Lesson 3

Listen and sing. 12

Sing and do. 12

Think and match.



# Who's This?


## Story

### Lesson 4

Look and listen. ▶▶ 13

Listen and act. ▶▶ 13

Say and do.



Hello. Hello? Who's this?

Hello, Grandpa. It's Baz!

## Values

### Lesson 5

Listen and point. ◀ 14

Listen and say. ◀ 14

Say and do.



# Alphabet

## Lesson 6

Learn the letters.

Sing. 15

Match and trace.



Cc

Dd



C A B C D

d A B C D



Unit  
3

# My School

## Vocabulary

### Lesson 1

Listen and say. ➔ 16

Listen and find. ➔ 17

Look and say.



crayon

bag

table

pencil


## Structure

### Lesson 2

Point and say.

Listen and say. 🎧 18

Say and do.



book



chair



Structure: *What's this? It's a (bag).*

Unit 3 Lesson 2

17


## Song

### Lesson 3

Listen and sing. ▶▶ 19

Sing and do. ▶▶ 19

Think and group.





# Quiet, Please!

## Story

### Lesson 4

Look and listen. • 20

Listen and act. • 20

Say and do.



Quiet, please. Sit down.

Thank you.

# Values

## Lesson 5

Listen and point. 🎧 21

Listen and say. 🎧 21

Say and do.



# Alphabet

## Lesson 6

Learn the letters.

Sing. 🎵 22

Find and trace.



Ee



Ff



A B C d E F

a b c d E f

A B C D E f


## Vocabulary

### Lesson 1

Listen and say. ➤ 23

Listen and find. ➤ 24

Look and say.



blue



green



purple


## Structure

### Lesson 2

Point and say.

Listen and say. ♣ 25

Say and do.



yellow

red

orange

Structure: *What color is it? It's (orange).*

Unit 4 Lesson 2




# Song

## Lesson 3

Listen and sing. ↻ 26

Sing and do. ↻ 26

Think and color.



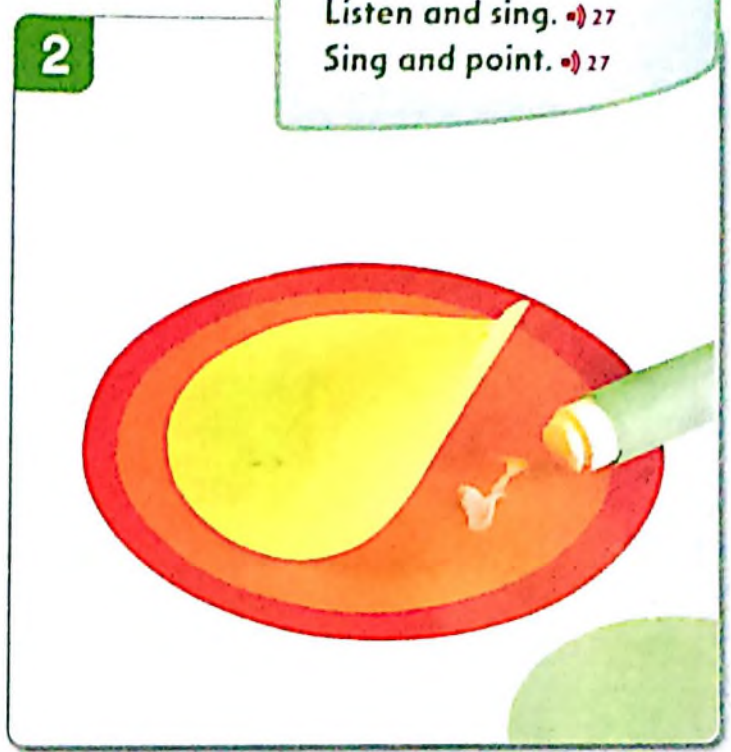
## Project

### Lesson 4

Make.

Listen and sing. 🎧 27

Sing and point. 🎧 27



## Values

### Lesson 5

Listen and point. 🎧 28

Listen and say. 🎧 28

Say and do.






## Alphabet

### Lesson 6

Learn the letters.

Sing.  29

Match and trace.

Gg



Hh



F

d

e

f

g

h

G

c

d

e

f

g

H

d

e

f

g

h

## Vocabulary

### Lesson 1

Listen and say. ▶▶ 30

Listen and find. ▶▶ 31

Look and say.



doll

teddy bear

jump rope

## Structure

### Lesson 2

Point and say.

Listen and say. ↗ 32

Say and do.

toy box

ball

car

Structure: *It's a (red) (teddy bear).*

Unit 5 Lesson 2

29

## Song

### Lesson 3

Listen and sing. 🎧 33

Sing and do. 🎧 33

Think and match.





# What's This?

## Story

### Lesson 4

Look and listen. ↻ 34

Listen and act. ↻ 34

Say and do.



What's this?



It's a red car! Thank you, Jig.



## Values

### Lesson 5

Listen and point. → 35

Listen and say. → 35

Say and do.



# Alphabet

## Lesson 6


Learn the letters.

Sing. ➤ 36

Listen and trace. ➤ 37



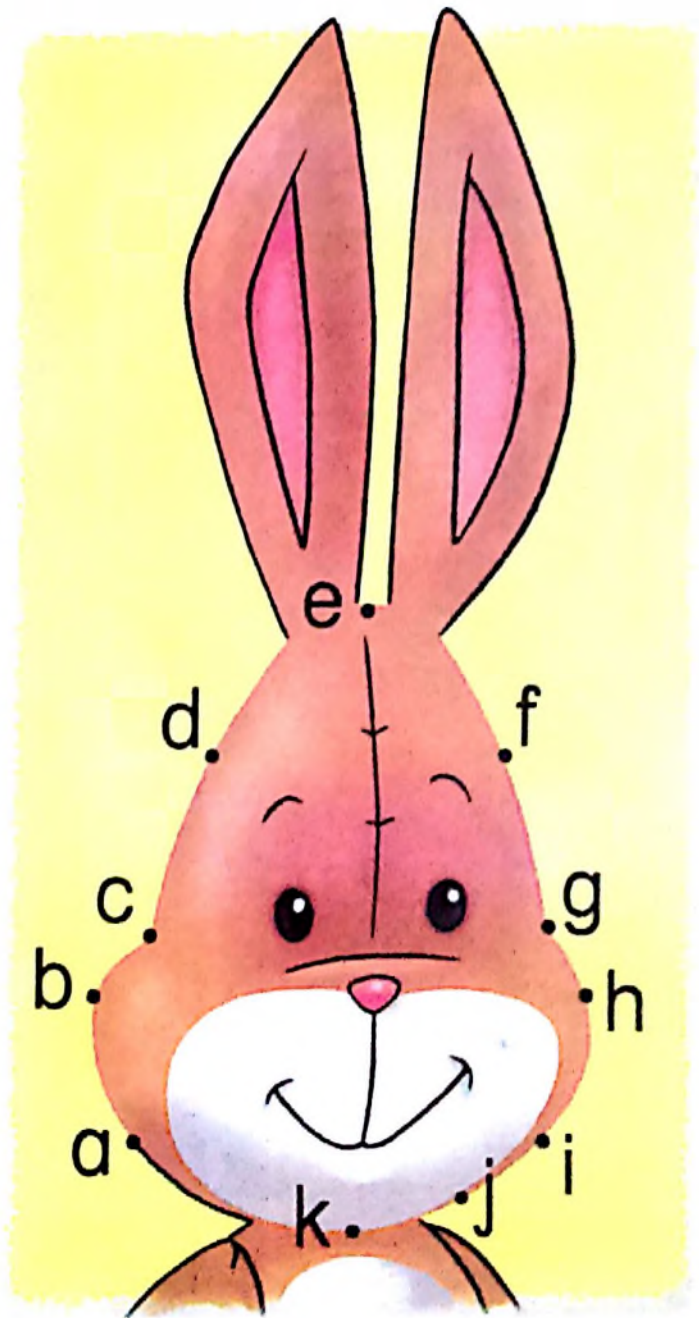
Ii



Jj



Kk



Unit  
**6**

# My Face

## Vocabulary

### Lesson 1

Listen and say. ▶▶ 38

Listen and find. ▶▶ 39

Look and say.

face

mouth


## Structure

### Lesson 2

Point and say.

Listen and say. → 40

Say and do.



*Wash your (face) Dry your (ears)*

# Song

## Lesson 3

Listen and sing. → 41

Sing and do. → 41

Trace and say.





# Touch Your Ears!



## Story

### Lesson 4

Look and listen. 🎧 42

Listen and act. 🎧 42

Say and do.



Touch your ears!

Clap!

## Values

### Lesson 5

Listen and point. ◀ 43

Listen and say. ◀ 43

Say and do.



# Alphabet

## Lesson 6

Learn the letters.

Sing. ▶ 44

Trace and match.



Ll

Mm

Nn



L

M

N

n


l


m



## Vocabulary

### Lesson 1

Listen and say.  45

Listen and find.  46

Say and do.



## Structure

### Lesson 2

Point and say.

Listen and say. ➔ 47

Say and do.



T-shirt

skirt



cap



Structure: *This is my (skirt) These are your (shoes)*

Unit 7 Lesson 2

41

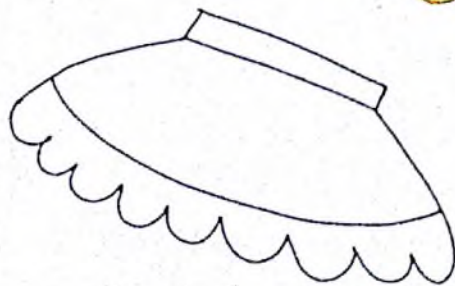
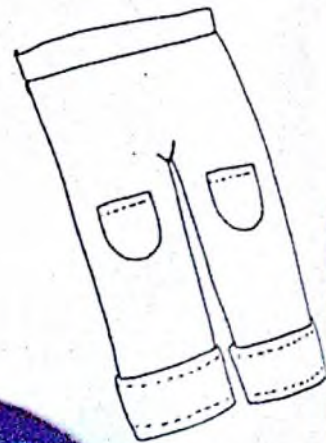
# Song

## Lesson 3

Listen and sing. → 48

Sing and do. → 48

Think, match, and color.




# Project

## Lesson 4

Make.

Listen and sing. ▶ 49

Sing and point. ▶ 49



# Values

## Lesson 5

Listen and point. → 50

Listen and say. → 50

Say and do.



# Alphabet

## Lesson 6

Learn the letters.

Sing. 51

Find and trace.



## Vocabulary

### Lesson 1

Listen and say. ▶ 52

Listen and find. ▶ 53

Look and say.




banana


## Structure

### Lesson 2

Point and say.

Listen and say.  54

Say and do.



water

sandwich

tomato

orange

cookie


Structure: *How many (cookies)? (Three) (cookies), please*



# Song

## Lesson 3

Listen and sing. ➤ 55  
Sing and do. ➤ 55  
Count and write.





# Four Cookies, Please!

## Story

### Lesson 4

Look and listen. ▶▶ 56

Listen and act. ▶▶ 56

Say and do.



Four cookies, please.



One cookie and one orange.  
Thank you.

# Values

## Lesson 5

Listen and point. ▶▶ 57

Listen and say. ▶▶ 57

Say and do.





# Alphabet

## Lesson 6

Learn the letters.


Sing. → 58

Listen and trace. → 59

Rr

Ss

Tt



Unit  
**9**

# On the Farm

## Vocabulary

### Lesson 1


Listen and say. → 60

Listen and find. → 61

Look and say.

goat

COW



# Structure

## Lesson 2

Point and say.

Listen and say. → 62

Say and do.



horse



duck



chicken



pig



# Song

## Lesson 3

Listen and sing. ▶ 63

Sing and do. ▶ 63

Think and match.




# Project

## Lesson 4

Make.

Listen and sing. ▶▶ 64

Sing and point. ▶▶ 64






## Values

### Lesson 5

Listen and point. 🎧 65

Listen and say. 🎧 65

Say and do.





# Alphabet

## Lesson 6

Learn the letters.

Sing. 66

Match and trace.

A large rounded rectangle containing tracing practice. It shows 'Uu' with a red arrow pointing up, 'Vv' with a violin and bow, and 'Ww' with a boy waving.

A 3x6 grid of letters for a matching and tracing activity. The letters are: Row 1: u, S, T, U, V, W; Row 2: V, S, T, U, V, W; Row 3: W, S, T, U, V, W. The letters U, V, and W in each row are enclosed in dashed circles for tracing.

## Vocabulary

### Lesson 1

Listen and say. ▶▶ 67

Listen and find. ▶▶ 68

Look and say.



big



small



thick



thin




## Structure

### Lesson 2

Look and say.

Listen and say. ▶ 69


Say and do.



long



short



# Song

## Lesson 3

Listen and sing. ▶▶ 70

Sing and do. ▶▶ 70

Think and group.





# It's Your Brother!

## Story

### Lesson 4

Look and listen. ▶ 71

Listen and act. ▶ 71

Say and do.



Is it a sister?  
Is it a brother?



It's your brother. It's Adam.  
He's small!

## Values

### Lesson 5

Listen and point. ➔ 72

Listen and say. ➔ 72

Say and do.





V W X Y Z

# Alphabet

## Lesson 6

Learn the letters.


Sing. #73

Listen and trace. #74

Xx

Yy

Zz



Alphabet: **Xx**. box **Yy**. yo-yo **Zz**. zipper Review: **A - Z**