



American English

Family and Friends 2

Student Book



OXFORD

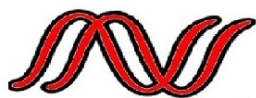
www.avasshop.ir



American English

Family and Friends 2

Student Book



زبانگه اوسه

مرکز تخصصی تهیه آزمونهای مراکز آموزش زبان

۰۹۳۰۶۶۸۷۰۵۲

۰۹۳۸۶۵۳۸۱۱۳

www.avasshop.ir

Scope and sequence



Starter:

Welcome back! 4

I have brown hair. This is my cousin. He has green eyes. *Where's Billy?*
Is he under the bed? There is ... There are ... Numbers 1–20 Family Colors Toys

	Words	Grammar	Phonics	Skills
1 Our new things 8	School things	<i>This / That is ... These / Those are ...</i>	Review of the alphabet and initial sounds	Reading: a description Listening: identifying people and objects Speaking: <i>How many ...? There are ...</i> Writing: capitalization, writing about my classroom (Workbook)
2 They're happy now! 14	Feelings	<i>We're / They're ... Are they ...?</i>	Review of digraphs: <i>ch sh th</i> <i>ch: chair teacher</i> <i>sh: shoes fish</i> <i>th: thumb bath</i>	R: a poem: "My feelings" L: identifying feelings S: <i>Is he sad? No, he isn't. He's ...</i> W: long and short forms, writing about my feelings (WB)
3 I can ride a bike! 20	Outdoor activities	<i>Let's ... Yes, he can. No, he can't. Can he ...?</i> Prepositions of place: <i>behind / in front of next to</i>	Review of CVC words: <i>a e i o u</i> <i>a: cat van</i> <i>e: pen bed</i> <i>i: pin fig</i> <i>o: mop fox</i> <i>u: bus bug</i>	R: information on a web page L: identifying outdoor toys S: <i>Where's the skateboard? It's in front of the table.</i> W: using <i>a / an</i> , writing about what I can and can't do (WB)
Review 1 26				
4 Do you have a milkshake? 28	Food Numbers 20–100	<i>Do you have ...? I do / don't ... Does he have ...? He does / doesn't ...</i>	Consonant blends: <i>gr br fr</i> <i>gr: grass grapes</i> <i>br: brush bread</i> <i>fr: frog frisbee</i>	R: a caption story L: identifying which food items are available S: <i>Do you have apples? Yes, we do.</i> W: question marks and periods, writing about my lunch (WB)
5 We have English! 34	School subjects School rooms	<i>What / When do we have ...? We have ... our / their</i>	Consonant blends: <i>dr tr cr</i> <i>dr: drum dress</i> <i>tr: truck tree</i> <i>cr: crayon crab</i>	R: a description on a web page L: identifying school rooms S: <i>What do we have in the art room? We have ...</i> W: capital letters, writing about my school subjects (WB)
6 Let's play after school! 40	After-school activities	<i>I visit ... I don't have ...</i>	Consonant blends: <i>fl pl bl</i> <i>fl: flower flag</i> <i>pl: plum plate</i> <i>bl: blanket blue</i>	R: information texts L: identifying after-school activities S: <i>I read a book. I don't ride a bike.</i> W: verbs, writing about what I do after school (WB)
Review 2 46				
7 Let's buy presents! 48	Special days	<i>What does he like? He likes / doesn't like ...</i>	Consonant blends: <i>cl gl sl</i> <i>cl: cloud clock</i> <i>gl: gloves glue</i> <i>sl: slide slippers</i>	R: instructions on making a card L: identifying suitable presents for people according to their preferences S: <i>What does he like? He likes sports.</i> W: long and short forms, writing about presents for my mom (WB)

	Words	Grammar	Phonics	Skills
8 What time is it? 54	Everyday activities Times of the day	<i>What time is it?</i> <i>It's ... o'clock.</i> <i>He ... at ... o'clock.</i>	Consonant blends: <i>sm sn st sk</i> <i>sm: smile</i> <i>sn: snow</i> <i>st: star</i> <i>sk: sky</i>	R: information texts L: listening for time and activities S: <i>He has breakfast.</i> W: identifying <i>Wh-</i> questions, writing about my day (WB)
9 Where does she work? 60	Places	<i>Where does he work?</i> <i>He works in a ...</i> <i>Does she work in a ...?</i>	Long vowels: <i>a + magic e</i> <i>lake face</i> <i>gate plane</i>	R: a magazine interview L: listening for detail in an interview S: <i>What are Peter's favorite animals? They're monkeys.</i> W: using commas with <i>and</i> in lists, writing about where my family works (WB)
Review 3 66				
10 It's hot today! 68	Weather Weather activities	<i>What's the weather like?</i> <i>It's ...</i> <i>Put on / Don't put on ...</i>	Long vowels: <i>i + magic e</i> <i>bike white</i> <i>kite line</i>	R: a weather report L: identifying the weather at certain times from the weather report S: <i>It's Monday. What's the weather like?</i> W: verbs and adjectives, writing about the weather (WB)
11 What are you wearing? 74	Clothes Time	Present progressive: <i>What are you wearing?</i> <i>What's he wearing?</i> <i>I'm / He's wearing ...</i>	Long vowels: <i>o + magic e</i> <i>bone rope</i> <i>home stone</i>	R: a poem: "At the bus station" L: identifying people by their clothing S: <i>What's she wearing? She's wearing ...</i> <i>He's wearing a red shirt. Who is it?</i> W: writing the time, writing about my clothes (WB)
12 You're sleeping! 80	Celebrations Getting ready	Present progressive: <i>What are you / they doing?</i> <i>I'm / We're / They're ...</i> <i>What's he / she doing?</i> <i>He's / She's ...</i>	Long vowels: <i>u + magic e</i> <i>June tube</i> <i>flute cube</i>	R: a descriptive email L: listening for detail to distinguish between photos S: <i>What's he doing? He's dancing.</i> W: present continuous verbs, writing about a party (WB)
Review 4 86				
13 Look at all the animals! 88	Farm animals Adjectives	Comparatives: <i>This cow is bigger than that cow.</i>	Long vowels: <i>ee</i> <i>tree cheese</i> <i>green feet</i>	R: an information text L: listening for rules S: <i>Don't open the gate.</i> W: using <i>and</i> to connect sentences, writing about a farm visit (WB)
14 Look at the photos! 94	Memories Cleaning up	Past simple: <i>I was / wasn't ...</i> <i>You were / weren't ...</i>	Short & long vowels <i>cub cube</i> <i>cap cape</i> <i>pin pine</i>	R: a newspaper article L: identifying people by their feelings and appearance S: <i>He was a lion (in the school play).</i> W: <i>and / or</i> , writing about me and my friends (WB)
Review 5 100				
Picture dictionary	102			
Word list	110			

Lesson One

1 Listen and sing.  01

2 Sing and do.




Welcome song

Welcome back
To all our friends.
Fun and learning
Never end!

Welcome back,
It's a happy day.
A day for learning,
A day for play!




3 Listen and read.  02




1 Listen to the story and repeat. Act.

2 Circle T (true) or F (false).

- | | | | | | |
|------------------------|------------------------------------|---|---------------------------|---|---|
| 1 Rosy has brown hair. | <input checked="" type="radio"/> T | F | 2 Tim is Rosy's brother. | T | F |
| 3 Tim has brown eyes. | T | F | 4 Billy has curly hair. | T | F |
| 5 Billy is four. | T | F | 6 Billy is under the bed. | T | F |

3 Listen and number.  03

mom dad brother sister grandma grandpa aunt uncle cousin



4 Point and say.

long short curly straight brown black gray

This is Rosy's mom. She has curly hair.

This is Rosy's dad. He has ...

Lesson Three

1 Ask and answer.

Hello. How are you?

I'm fine, thank you.

What's your name?

My name's ...

How old are you?

I'm ...

2 Look and say. Introduce a friend.

1



2



3 Listen and sing. 04

4 Sing and do.

Monday, Tuesday, Wednesday, jump!



Monday, Tuesday, Wednesday,
Jump!

Thursday, Friday,
Down with a bump!

Saturday, Sunday,
Let's say "Hi!"

Days of the week.
Let's say "Goodbye!"



1 Look. Ask and answer.


ball car train doll teddy bear bike



How many cars are there?

There are ... cars.

2 Listen and point. Ask and answer. 05



red green blue yellow pink purple
black white brown orange gray

What color is number 18?

It's ...

3 Write the numbers.

ten	<u>10</u>	thirteen	_____	seventeen
twenty	_____	fifteen	_____	fourteen
eleven	_____	twelve	_____	sixteen
eighteen	_____	nineteen	_____	

1

Our new things

Lesson One Words

1 Listen, point, and repeat. 🎧 06

2 Listen and chant. 🎧 07



table



computer



coat hook



pencil case



board

3 Listen and read. 🎧 08



- 1 Listen to the story and repeat. Act.
- 2 Listen and say.  09

Let's learn!



This is the new computer.



That is a new board.




These are new tables.



Those are new coat hooks.

- 3 Look at your classroom. Point and say.

chairs pencil case board tables coat hooks



Those are coat hooks.

This is a ...

That is a ...

These are ...

- 4 Write.

This That These ~~Those~~



Those are bags.



is a pen.



are pencils.



is a computer.

Lesson Three Song

1 Listen, point, and repeat. 10



poster



picture



drawers

2 Listen and sing. 11

3 Sing and do.

What's in the classroom?

What's in the classroom?
Let's have a look!
Posters and pictures,
And work in a book.

What's in the classroom?
What can you see?
Drawers and a board
For you and for me.

What's in the classroom?
What's over there?
A door and a window,
A table and chair.

$5 + 5 = 10$
 $6 + 6 = 12$

1 Listen and chant. 12



A, B, C, D, E, F, G,
Come and play this game with me.

H, I, J, K, L, M, N,
Close your eyes and count to ten.

O, P, Q, R, S, T,
Touch your nose and touch your knee.


U, V, W, X, Y, Z,
Touch your feet and jump with me!




2 Listen, point, and repeat. 13

Aa Bb Cc Dd Ee Ff Gg
Hh Ii Jj Kk Ll Mm Nn
Oo Pp Qq Rr Ss Tt
Uu Vv Ww Xx Yy Zz


3 Listen and circle the correct sound. 14



a p f




l t d




e h d



g v m




c a i




e n s

Reading


- 1 Point to things you can see in a school. Say the words.
- 2 Listen and read.  15

1




My name's Peter. I go to Orange Park School.
Look at these pictures of my school.

2




Our classroom is upstairs.
It's very big.

3




I'm in class 3C. There are 12 girls
and 14 boys in my class.
Our teacher is Mrs. Cooper.

4




There are lots of pictures
and posters on the wall.

5



We sit at tables. I sit
with my friend Henry.

6





There is a swimming pool,
too. I love my school.

3 Read again. Circle the correct word.

- 1 Where is Peter's classroom?
- 2 What class is Peter in?
- 3 How many boys are there in his class?
- 4 What is his teacher's name?
- 5 What is on the wall of the classroom?
- 6 Is there a swimming pool?

- upstairs / downstairs
 3C / Orange Park
 12 / 14
 Henry / Mrs. Cooper
 tables / pictures
 Yes, there is. / No, there isn't.

Listening

1 Listen and number.  16

Speaking

2 Point, ask, and answer.

boys girls teachers windows doors

How many girls are there?

There are two girls.

What color is his hair?

It's ...

Writing

3 Underline the capital letters at the start of the sentences.
Circle the capital letters at the start of the names.

We have a big classroom.

Our teacher is Mrs. Cooper.

1 My name's Peter.

2 This is my school.

3 Thank you, Miss Jones.

4 This is Rosy's pencil case.

5 Those are your coat hooks.

6 This is Tim.



2

They're happy now!

Lesson One Words

1 Listen, point, and repeat. 🎧 17

2 Listen and chant. 🎧 18



hot



cold



hungry




happy



sad

3 Listen and read. 🎧 19



- 1 Listen to the story and repeat. Act.
- 2 Listen and say.  20

Let's learn!

We're = We are They're = They are



We're happy.



They're hungry.



Are they hot?
No, they aren't.



Are they happy?
Yes, they are.

- 3 Look, say, and match.

We're They're



- 4 Write.

~~Yes, they are.~~ No, they aren't. Yes, we are. No, we aren't.

Are they hot?



Yes, they are.

Are you hungry?



Are they cold?



Are you happy?



Lesson Three Song

1 Listen, point, and repeat. 🎧 21



angry



scared



brave

2 Listen and sing. 🎧 22

3 Sing and do.


If you're angry and you know it ...


If you're angry and you know it,
Stamp your feet! [stamp, stamp]
If you're angry and you know it,
Stamp your feet! [stamp, stamp]

If you're angry and you know it,
And you really want to show it,
If you're angry and you know it,
Stamp your feet! [stamp, stamp]

If you're scared and you know it,
Hug yourself! [Hug, hug] ...

If you're brave and you know it,
Say, "I can!" [I can!] ...



1 Listen, point, and repeat.  23

ch

chair

teacher



sh

shoes

fish



th

thumb

bath



2 Listen and chant.  24

Look at my teacher,
Sitting on a chair.


Her shoes are blue,
She has long, black hair.

A picture of a bath,
And a picture of a fish.

Look at my teacher.
Her name's Miss Wish.



3 Read the chant again. Circle the sounds *ch*, *sh*, and *th*.

4 Listen to the sounds and join the letters.  25

What does the teacher have?


sh sh th th sh ch sh

th sh ch sh th sh ch

sh ch sh ch ch ch th



Reading

- 1 Look at the pictures. How does the boy feel?
- 2 Listen and read.  26



My Feelings

Sometimes I am happy,
 Sometimes I am brave.
 Sometimes I am sad,
 But I always behave.

When I'm really sad,
 I cry and tell my dad.
 We talk together,
 And then I don't feel bad.

When I'm really brave,
 I'm scared, but I go on.
 I say, "I can do it!"
 Until my fear is gone.

When I'm really happy,
 I laugh and smile and play.
 When I'm really happy,
 It's a very good day.

3 Read again. Match.

1 play

2 cry

3 laugh

4 I can do it!

5 smile

a

□

□

□

□


□

a happy

b brave

c sad

Listening

1 Listen and number.  27



Speaking

2 Point, ask, and answer.

happy sad cold scared hungry

Is he sad?

No, he isn't. He's scared.

Is she ...?

No, ...

Writing

3 Look and write the long form.

I'm = I **am**

He's = He **is**

We're = We **are**

You're = You **are**

She's = She **is**

They're = They **are**

1 She's cold.

She **is** cold.

2 They're happy.

happy.

3 I'm hungry.

hungry.

4 We're hot.

hot.

5 You're brave.

brave.

6 He's sad.


sad.




3

I can ride a bike!

Lesson One Words

1 Listen, point, and repeat.  28

2 Listen and chant.  29



ride a bike



ride a horse



skate



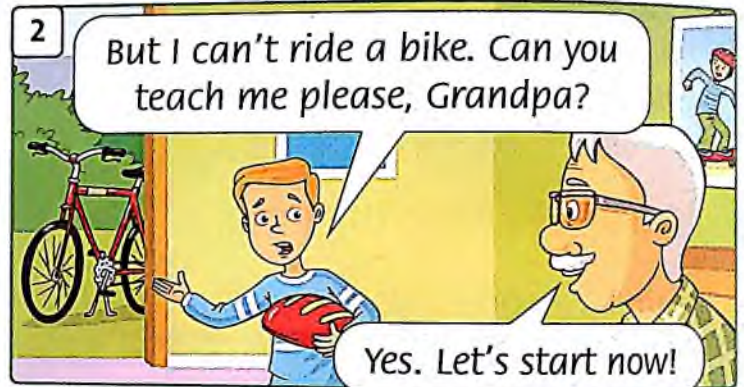



skateboard



play soccer

3 Listen and read.  30



1 Listen to the story and repeat. Act.

2 Listen and say. 31

Let's learn!



Let's play soccer!



Can he skate?
Yes, he can.



Can he ride a bike?
No, he can't.

3 Look and say.

Can he ride a bike?

Yes, he can.

Can she ...?


Can they ...?




4 Look and write.




Let's play soccer !



_____ skateboard!




_____ ride a horse!



Let's _____ !

Lesson Three Song


1 Listen, point, and repeat. 32



behind



in front of



next to

2 Listen and sing. 33

3 Sing and do.



Where is my teddy bear?


Where is my teddy bear?
Where is he?
Where is my teddy bear?
I can't find him anywhere!


Look behind the bedroom door.
Is he hiding there?
Look behind the bedroom door.
I can't find him anywhere!


Look in front of the sofa.
Is he hiding there?
Look in front of the sofa.
I can't find him anywhere!

Look next to the big toy box.
Is he hiding there?
Look next to the big toy box.
Oh yes! Look, he's hiding there!



1 Listen, point, and repeat.  34



2 Listen and chant.  35


A cat, cat, cat
Is in a van, van, van.

A pen, pen, pen
Is on my bed, bed, bed.

A pig, pig, pig
Has a fig, fig, fig.


A fox, fox, fox
Has a mop, mop, mop.

A bug, bug, bug
Is on the bus, bus, bus.



3 Read the chant again. Circle the middle sounds a, e, i, o, and u.

4 Listen and circle the middle sound.  36



a e i

o u e

i a u

u e i

u o i

Reading

- 1 Look at the pictures. What color are the bikes?
- 2 Listen and read.  37

Bikes for all the family

▶ Children's bikes
Adult bikes






This is a good bike for a girl. It's pink and purple. It has two seats – one for the girl and a seat behind for a doll. This bike is fast and fun.

This bike is black and orange and has big wheels. It's a good bike for children aged 7–10. You can ride this bike on grass – so take it to the park.





This bike is for little children. It has three wheels, one big and two small. It's red, yellow, and green.

- 3 Read again. Check (✓).

				
1	This bike has two seats.	✓		
2	This bike has three wheels.			
3	You can ride this bike at the park.			
4	You can ride this bike with a doll.			
5	This bike is for little children.			
6	This bike is orange and black.			

Listening


1 Listen and number.  38



Speaking

2 Point, ask, and answer.

in front of behind next to



Where's the skateboard?

It's in front of the table.

Where are the ...?

They're ...

Writing

3 Read. Circle the vowels at the start of the words. Write **a** or **an**.

This is **an** apple. It's **a** blue doll.

- 1 It is ____ orange bike.
- 2 This is ____ skateboard.
- 3 She has ____ umbrella.
- 4 I have ____ banana.





1 Circle the odd-one-out. Write.











- | | | | | | |
|---|--------|----------|-------------|---------|-------------------|
| 1 | tables | board | skateboard | chairs | <u>skateboard</u> |
| 2 | hot | computer | cold | happy | _____ |
| 3 | behind | next to | in front of | angry | _____ |
| 4 | hungry | poster | picture | drawers | _____ |
| 5 | brave | scared | poster | sad | _____ |

2 Look and match. Ask and answer.



- | | | |
|---------------------|----------------------------|--------------------------|
| 1 Where's the bird? | <input type="checkbox"/> a | a He's behind Rosy. |
| 2 Where's Billy? | <input type="checkbox"/> b | b It's next to the box. |
| 3 Where's the ball? | <input type="checkbox"/> c | c He's in front of Rosy. |
| 4 Where's Tim? | <input type="checkbox"/> d | d It's on the slide. |

3 Check (✓) the picture that contains the sound.

1 a	2 e	3 i	4 o	5 u
a  <input type="checkbox"/> b  <input checked="" type="checkbox"/>	a  <input type="checkbox"/> b  <input type="checkbox"/>	a  <input type="checkbox"/> b  <input type="checkbox"/>	a  <input type="checkbox"/> b  <input type="checkbox"/>	a  <input type="checkbox"/> b  <input type="checkbox"/>








4 Write.

ride play

Danny and May are brother and sister.

- 1 Danny can ride a bike.
- 2 He can _____ soccer.
- 3 He can't _____ a horse.
- 4 May can _____ a horse.
- 5 She can _____ soccer.
- 6 She can't _____ a bike.

5 Write ✓ or X.

					
 Danny	✓			X	✓
 May				✓	X



6 Ask and answer.

Can Danny ride a bike? Yes, he can.

Can May ...?

7 Read and color.

My work in Units 1, 2, and 3 is

 **OK**
   **Good**
    **Excellent**

4

Do you have a milkshake?

Lesson One Words

1 Listen, point, and repeat. 39

2 Listen and chant. 40



salad



fries



pizza







milkshake



chicken

3 Listen and read. 41



1 Listen to the story and repeat. Act.

2 Listen and say.  42

Let's learn!



Do you have a milkshake?
Yes, I do.



Do you have fries?
No, I don't.



Does he have a sandwich?
Yes, he does.




Does she have a pizza?
No, she doesn't.

3 Look and say.

Yes, I do. No, I don't.

Do you have a milkshake?



Do you have salad?


4 Look and write.

Yes, he does. No, he doesn't. Yes, she does. No, she doesn't.



- 1 Does he have a sandwich? No, he doesn't.
- 2 Does he have salad? _____
- 3 Does she have a milkshake? _____
- 4 Does she have chicken? _____
- 5 Does he have fries? _____

Lesson Three Song

1 Listen, point, and repeat.  43

10

ten

20

twenty

30

thirty

40

forty

50

fifty

60

sixty

70

seventy

80

eighty

90


ninety

100

one hundred

2 Listen and sing.  44

3 Sing and do.



Let's count to one hundred!

Let's count to one hundred.

It's time to start.

10, 20, 30 ...

Yes, good start!

Let's count to one hundred.

It's easy to do.

40, 50, 60 ...

Yes, clever you!

Let's count to one hundred.

It's easy if you try.

70, 80 ...


The numbers are high.

Let's count to one hundred.

Counting is fun!

90, 100.

Now we are done.



1 Listen, point, and repeat. 45

gr
 grass grapes

br
 brush bread

fr
 frog frisbee

2 Listen and chant. 46

There are grapes and bread,
 And juice in a glass.

Friends together,
 In the green, green grass.

Play with a frisbee,
 Play with a ball.


The friends have fun
 With the big, brown ball.



3 Read the chant again. Circle the sounds *gr*, *br*, and *fr*.

4 Listen and complete the words. 47

gr **br** **fr**



grapes



 own



 een



 og





 ush



Reading

- 1 Look at the pictures. What food do they have?
- 2 Listen and read.  48





 One pizza and one banana milkshake, please.
 We don't have much food now. Sorry, it's late.





 Do you have tomatoes?
 No, sorry. We don't have tomatoes now.






 Do you have chicken?
 No, we don't have chicken. You're too late.




 Oh no! And my milkshake?
 Do you have bananas?
 Yes, we have lots of bananas.



 Oh good! One banana milkshake and one banana pizza, please!
 A banana pizza?! Are you sure?
 Yes, please.





 Look! I have a banana pizza!
 It's my new favorite!

- 3 What food do they have? Write ✓ or X.

chicken bananas tomatoes pizza milkshake

Listening


1 Listen and write Yes or No.  49

 apples	1 <u>Yes</u>	 bananas	2 _____
 grapes	3 _____	 pears	4 _____
 figs	5 _____	 oranges	6 _____

Speaking

2 Point, ask, and answer.

apples bananas grapes pears figs oranges



Do you have apples?
Yes, we do.

Do you have ...?
No, we don't.

Writing

3 Write a question mark or a period.

Do you have a sandwich ? Yes, we do .


- | | |
|--|---|
| 1 Does he have an apple <input type="checkbox"/> | 2 She has an orange <input type="checkbox"/> |
| 3 We like fruit <input type="checkbox"/> | 4 Do you like figs <input type="checkbox"/> |
| 5 Can you ride a bike <input type="checkbox"/> | 6 I can't ride a horse <input type="checkbox"/> |



5

We have English!


Lesson One Words

1 Listen, point, and repeat.  50

2 Listen and chant.  51



art



math



English



P.E.



music

3 Listen and read.  52

1

What do we have on Monday?

ENGLISH				
MATH			P.E.	

We have English.
Then we have math.

2

When do we have P.E.?

THURSDAY			
P.E.			

We have P.E. on Thursday. Oh good!

3

On Thursday

Don't forget these.

Oh yes. Our P.E. bags.

4

It's time for soccer.

5

Oh no! This is Rosy's bag.
I can't play soccer now!

6

You can wear their clothes, Tim.

Thank you very much!

1 Listen to the story and repeat. Act.

2 Listen and say.  53

Let's learn!



What do we have on Monday?
We have English.



When do we have P.E.?
We have P.E. on Thursday.



These are our P.E. bags.



You can wear their clothes.

3 Look and say.

	Monday	Tuesday	Wednesday	Thursday
9:00	math	English	art	music

What do we have on Tuesday?

We have ...

When do we have ...?

We have ... on ...

4 Write.

our their



These are our bags.



Those are _____ bags.



These are _____ T-shirts.



Those are _____ T-shirts.

Lesson Three Song


1 Listen, point, and repeat. 54



school yard



art room



computer room

2 Listen and sing. 55

3 Sing and do.



At our school

In the school yard
We have lots of fun.
We play, we talk,
We jump, we run.


At our school. At our school.
At our school.


In the art room
We paint and draw.
We put our pictures
On the walls.

At our school ...

In the computer room
We look and hear.
We put the headphones
On our ears.

At our school ...



1 Listen, point, and repeat.  56

dr

drum

dress



tr

truck

tree



cr

crayon

crab



2 Listen and chant.  57

A train and a truck,
A crab and a drum.
I draw with my crayons,
And I have fun.
A girl in a dress,
A bird in a tree.
Get your crayons,
And draw with me.



3 Read the chant again. Circle the sounds *dr*, *tr*, and *cr*.

4 Listen to the sounds and join the letters.  58

What does the boy have?




dr dr cr dr cr dr tr

tr cr dr tr tr cr dr

cr tr tr cr dr tr cr



Reading


- 1 Look at the picture. What school subjects can you see?
- 2 Listen and read.  59

Our Computer Room

At our school we have a big computer room. We have 12 computers in the room, one for every student. The computers have headphones, so the students can listen and speak.

In the computer room, the students can study English, music, and math. They do art here, too; they can draw and color pictures with the computer. The computers also help the students to read and write.

The children come to the computer room every Tuesday and Thursday. Everyone likes these lessons.




3 Read again. Circle the false word and write the correct word.

- 1 We have a small computer room.
- 2 We have 18 computers.
- 3 The students can listen and eat.
- 4 The computers help the students to run and write.
- 5 The children come every Tuesday and Wednesday.

big

Listening

1 Listen and number. 60



Speaking

2 Point, ask, and answer about your school.

in the classroom in the art room in the computer room

What do we have in the art room?

We have ...

Writing

3 Circle the capital letters at the start of the days of the week.


We have math on Tuesday.


- 1 What do we have on Wednesday?
- 2 We go to the computer room on Thursday.
- 3 We have art on Monday.
- 4 Do we have P.E. on Tuesday?

6

Let's play after school!

Lesson One Words

1 Listen, point, and repeat.  61

2 Listen and chant.  62



help my mom



do my homework



visit my grandma



go swimming



have a music lesson

3 Listen and read.  63



1 Listen to the story and repeat. Act.

2 Listen and say. 64

Let's learn!



I **visit** my grandma every Tuesday.



I **go swimming** every Thursday.



I **don't have** a music lesson.

3 Look and say.

Monday.

I visit my grandma. I don't go swimming.

Monday

Tuesday

Thursday



4 Write.

go visit do ~~have~~ help



I have a music lesson.



I _____ my homework.



I _____ swimming.



I _____ my dad.



I _____ my grandma.

Lesson Three Song

1 Listen, point, and repeat. 65



listen to music



play with friends



read a book

2 Listen and sing. 66

3 Sing and do.



After school

After school,
There's a lot to do.
Things on my own,
And things with you.


I do my homework,
I help my mom.
Then I play with friends,
And we have fun.

After school ...

I do my homework,
I read a book.
I listen to music,
I help to cook.

After school ...




1 Listen, point, and repeat.  67

fl

flower

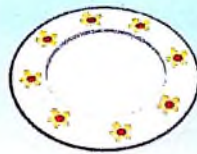
flag



pl

plum

plate



bl

blanket


blue



2 Listen and chant.  68

Plums on a plate,
Plums on a plate.
Blue plums, black plums,
Plums on a plate.

A blanket on a bed,
A blanket on a bed.
There's a pretty flower
On the blanket on the bed.



3 Read the chant again. Circle the sounds *fl*, *pl*, and *bl*.

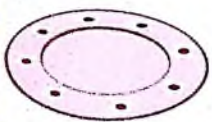
4 Listen and complete the words.  69

fl

pl

bl

1



plate

2



___ue

3



___ower

4




___anket

5



___um

Reading

- 1 Look at the pictures. Say what the children do.
- 2 Listen and read.  70

What do they do after school?



I'm Sonia. I love art. After school, I draw and paint pictures. Then I write stories. I put the stories and pictures on my bedroom wall.



I'm Lucas. After school, I help my mom and dad. Then I listen to my music. I sing the songs. I really like music.




My name's Julia. I like sports. I go swimming every Monday. I play soccer with my brother every Tuesday. And every Thursday I skate in the park with my sister.

3 Read again. Who does each activity?

S = Sonia, L = Lucas, J = Julia.

- | | | | |
|--------------------|-------------------|---------------------|-------------------|
| 1 write stories | <u> S </u> | 2 go swimming | <u> </u> |
| 3 draw | <u> </u> | 4 listen to music | <u> </u> |
| 5 help mom and dad | <u> </u> | 6 skate in the park | <u> </u> |

Listening

1 Listen. Check (✓) or write an X.  71



Speaking

2 Look and say.

go swimming read a book have a music lesson
ride a bike listen to music do homework play soccer

Number 1.

I read a book. I don't ride a bike.

Number 2.

I ...

Writing

3 Circle the verbs.

I ride my bike. I play soccer.

1 I read a book.

3 I ride a horse.

5 I listen to music.

2 I skate in the park.

4 I visit my cousin.

6 I do my homework.

Remember!

Verbs are doing words.

Review 2




1 Circle the odd-one-out. Write.

- 1 math milkshake fries pizza
- 2 music salad P.E. art
- 3 forty English eighty one hundred
- 4 play help visit seventy
- 5 read music math English

math

2 Look and match.



- 1 Does the giraffe have a long neck? c
- 2 Does it have two legs?
- 3 Does the boy have black hair?
- 4 Does he have fries?
- 5 Does the girl have long hair?
- 6 Does she have a pizza?
- a Yes, he does.
b Yes, she does.
c Yes, it does.
d No, she doesn't.
e No, he doesn't.
f No, it doesn't.





3 Ask and answer.





Does the giraffe have a long neck?

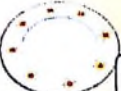



Yes, it does.





Does ...?

4 Check (✓) the two pictures that start with the same sound. Write the letters.







1     gr

2     _____

3     _____

4     _____

5 Look and circle.

Monday	Tuesday	Wednesday	Thursday	Friday	Saturday
					

- I go swimming on Wednesday / Friday.
- I don't listen to music on Monday / Saturday.
- I visit my grandma on Thursday / Tuesday.
- I don't play soccer on Tuesday / Saturday.
- I help my mom on Wednesday / Tuesday.

6 Read and color.

My work in Units 4, 5, and 6 is

 **OK**   **Good**    **Excellent**

7 Let's buy presents!


Lesson One Words

1 Listen, point, and repeat. 72

2 Listen and chant. 73



candy



balloon



present






cake



card

3 Listen and read. 74



- 1 Listen to the story and repeat. Act.
- 2 Listen and say.  75

Let's learn!



What **do** you like?
I **like** balloons.



I **don't like**
candy.



What **does** he like?
He **likes** candy.



He **doesn't**
like balloons.

- 3 Look and say.

He likes candy.



- 4 Look again and write.

likes doesn't like

- 1 He likes candy.
- 2 He _____ balloons.
- 3 She _____ presents.
- 4 She _____ cake.

Lesson Three Song

1 Listen, point, and repeat. 76



neighbor



nuts



tie

2 Listen and sing. 77

3 Sing and do.


Our neighbors

Our neighbors are very kind.
They are Mr. and Mrs. Guss.
Mr. Guss says, "My dear friends,
Come and have lunch with us."

Let's buy a present for Mr. Guss.
What can we buy?
He likes candy. He likes nuts.
Or let's buy a tie.

Let's buy a present for Mrs. Guss.
What can we take?
She likes candy. She likes fruit.
Or let's take a cake.

Our neighbors are very kind.
They are Mr. and Mrs. Guss.
Mr. Guss says, "My dear friends,
Come and have lunch with us."



1 Listen, point, and repeat. 78

cl

cloud

clock



gl

gloves

glue



sl

slide

slippers



2 Listen and chant. 79

I take off my slippers,
I go outside.
I put on my gloves,
And I play on the slide.
I look at the clock,
I see clouds in the sky.
Time to take off my gloves,
Time to say, "Goodbye."



3 Read the chant again. Circle the sounds cl, gl, and sl.

4 Listen to the sounds and join the letters. 80

What does the girl have?



sl cl cl gl gl cl gl

gl gl sl cl sl sl sl

cl sl gl sl cl gl cl



Reading

- 1 Look at the pictures. Who is the card for?
- 2 Listen and read.  81

Make a card for your mom!

1 Cut a square of card. Fold it in half.



2 Think about your mom. What does she like? Does she like animals? Does she like sports? Or does she like flowers?



3 Draw and color a picture on the front of the card.



4 Now open the card. Draw a picture of you with a big smile.



5 Write in the card, *Dear Mom, Thank you for everything you do for me.* Then write your name.




6 Give the card to your mom.



3 Read again. Circle the correct word.

- 1 Draw a picture on the front of the cake / card.
- 2 Now close / open the card.
- 3 Draw a picture of Grandpa / you.
- 4 Now write / talk on the card.
- 5 Give the card to your mom / dad.

Listening

1 Listen and match.  82



Harry b



Anna



Peter



Kim



Speaking

2 Point, ask, and answer.

sports art candy animals

What does he like?

He likes sports.

What does she like?

She likes ...

Writing

3 Look and write the long form.

don't = do not

doesn't = does not

1 He doesn't like candy.

He does not like candy.

2 She doesn't like balloons.

She _____ like balloons.

3 I don't like bananas.

I _____ like bananas.

4 He doesn't like oranges.

He _____ like oranges.

5 I don't like snakes.

I _____ like snakes.

6 She doesn't like fish.


She _____ like fish.




8

What time is it?

Lesson One Words

1 Listen, point, and repeat.  83

2 Listen and chant.  84



get up



have breakfast



go to school



go home



have dinner

3 Listen and read.  85



- 1 Listen to the story and repeat. Act.
- 2 Listen and say.  86

Let's learn!



What time is it?
It's seven o'clock.



He gets up
at six o'clock.



He has dinner
at seven o'clock.

3 Look and say.

What time is it? It's five o'clock.



4 Write. Draw the time on the clocks.

has breakfast ~~gets up~~ goes to school



He gets up
at six o'clock.




He _____
_____ at seven o'clock.



He _____
_____ at eight o'clock.

Lesson Three Song

1 Listen, point, and repeat.  87



in the morning



in the afternoon



in the evening

2 Listen and sing.  88

3 Sing and do.



What do you do in the morning?

What do you do? What do you do?
What do you do in the morning?

I get up.

I have my breakfast.

I go to school.

That's what I do. That's what I do.
That's what I do in the morning.



What do you do? What do you do?
What do you do in the afternoon?

I have my lunch.

I learn at school.

I go home.

That's what I do ...
... in the afternoon.



What do you do? What do you do?
What do you do in the evening?


I do my homework.

I have my dinner.

I go to bed.

That's what I do ...
... in the evening.



1 Listen, point, and repeat.  89



2 Listen and chant.  90




Look at the snake
In the snow.
A snake with a smile.
Watch it go.

Look at the stars
In the sky.
It's time for bed, snake.
Say, "Goodbye."



3 Read the chant again. Circle the sounds *sm*, *sn*, *st*, and *sk*.

4 Listen and circle the correct sound.  91



sm sn st

sm st sk

sm sn st

sm sn sk

sn st sk

Reading

- 1 Look at the pictures. Say what the girl and her mom do.
- 2 Listen and read.  92



My name's Sadie. This is my day.

And this is my mom's day.

My day.



In the morning, I get up at seven o'clock.

I have breakfast - cereal, bread, and milk. Then I go to school at eight o'clock.



I go to school by bus. I take my coat, my school bag, and my lunchbox. Our school bus is blue.



My mom's day.

My mom's a doctor. She starts work at six o'clock, so I don't see her in the morning.



She goes home at two o'clock and she cooks dinner. I see my mom in the afternoon and the evening.



- 3 Read again. Circle the false word and write the correct word.

1 Sadie gets up at eight o'clock.

seven

2 She goes to school in the evening.

3 Her school bus is yellow.

4 Sadie's mom is a teacher.

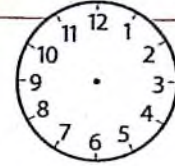
5 Sadie's mom goes home at five o'clock.

Listening

1 Listen and draw the time.  93



My dad works at night!



Speaking

2 Look and say.

has breakfast has lunch gets up goes to work

It's ten o'clock at night.

He ...

Writing

3 Circle **What** and underline **When**. Draw a square around **Where**.

What do you do in the morning?

I have my breakfast.

When do you get up?

I get up at seven o'clock.

Where do you go?

I go to school.

1 Where's my school bag?

It's under the chair.

2 What do you do at night?

I go to bed.

3 What's her name?

Her name's Rosy.

4 When do we have math?

We have math on Tuesday.

5 When do you have dinner?

I have dinner at six o'clock.

6 Where's your brother?

He's in his bedroom.



9

Where does she work?

Lesson One Words

1 Listen, point, and repeat. 🎧 94

2 Listen and chant. 🎧 95



hospital



airport



police station





fire station



store

3 Listen and read. 🎧 96



- 1 Listen to the story and repeat. Act.
- 2 Listen and say.  97

Let's learn!



Where **does** he work?
He works in a police station.



Does your mom work in an airport?
No, she **doesn't**.


Does she work in a store?
Yes, she **does**.

3 Look and say.

school hospital fire station store

Where does she work?

She works in a hospital.



4 Look again and write.

Yes, she does. ~~No, she doesn't.~~ Yes, he does. No, he doesn't.

1 Does she work in a store?


No, she doesn't.

3 Does he work in a fire station?

2 Does he work in a hospital?

4 Does she work in a school?


Lesson Three Song

1 Listen, point, and repeat.  98



2 Listen and sing.  99

3 Sing and do.



Places to go


Places to go, things to see,
Out and about, my mom and me.

We go to the bank,
We go to the park.
We go to the zoo
Until it is dark.

Places to go, things to see,
Out and about, my mom and me.


We go to the airport,
We see some planes.
We go to the station
And see some trains.

Places to go, things to see,
Out and about, my mom and me.

1 Listen, point, and repeat.  100

Magic e makes the vowel long!




2 Listen and chant.  101

Open the gate,
The gate, gate, gate.

See the lake,
The lake, lake, lake.

A smile on your face,
Your face, face, face.

Here is a cake,
A cake, cake, cake.



3 Read the chant again. Circle the sound a__e.


4 Listen and complete the words.  102



cake



___ a ___ e



___ a ___ e




___ a ___ e



___ a ___ e

Reading

- 1 Look at the picture. Where does she work? What animals can you see.
- 2 Listen and read.  103

She works at a zoo!

I'm at the zoo with Molly. Molly works at the zoo. She looks after the big animals; elephants, giraffes, lions, and tigers. Molly says,

"My favorite animals are the elephants. We have six elephants at the zoo."



Molly gets up every day at six o'clock. She starts work at seven o'clock. She feeds the lions and tigers. They eat meat. Then she feeds the giraffes and the elephants. They eat vegetables. Molly says,

"I go home at three o'clock. I'm always happy. I love my job!"



3 Read again. Circle the false word and write the correct word.

- 1 Molly works at a station. zoo
- 2 Her favorite animals are the tigers. _____
- 3 There are four elephants at the zoo. _____
- 4 Molly gets up at nine o'clock. _____
- 5 The lions eat salad. _____

Listening

1 Listen and circle the correct word. 104



- 1 Peter looks after the **big** / **little** animals.
- 2 His favorite animals are the **lions** / **parrots** / **monkeys**.
- 3 There are **23** / **32** / **17** monkeys at the zoo.
- 4 There are **five** / **four** / **seven** parrots at the zoo.
- 5 Fred is **blue and green** / **black and white** / **yellow and pink**.
- 6 Fred can **write** / **read** / **talk**.

Speaking

2 Ask and answer.

What are Peter's favorite animals?

They're monkeys.

How many monkeys are there?

There are ...

Writing

3 Circle the commas. Underline *and*.

She looks after elephants, giraffes, lions, and tigers.

- 1 For breakfast I eat bread, cheese, and yogurt.
- 2 In my room there is a bed, a cabinet, a rug, and a chair.
- 3 I like lions, tigers, monkeys, and zebras.
- 4 In my lunchbox I have a sandwich, a drink, an apple, and a cook

1 Circle the odd-one-out. Write.

- | | | | | | |
|---|------------|----------------|-----------|---------------|------------|
| 1 | <u>tie</u> | hospital | school | airport | <u>tie</u> |
| 2 | morning | store | afternoon | evening | _____ |
| 3 | nuts | bank | candy | cake | _____ |
| 4 | get up | go to school | go home | balloon | _____ |
| 5 | zoo | police station | card | train station | _____ |

2 Read and circle.



- 1 My name is Danni. I like / likes balloons.
- 2 I **doesn't like** / **don't like** nuts or sweets.
- 3 This is my brother, Hal. He **doesn't like** / **don't like** candy or cakes.
- 4 He **like** / **likes** bananas and nuts.
- 5 My mom **likes** / **like** nuts and cakes.
- 6 She **doesn't like** / **don't like** balloons.

3 Ask and answer.

- What does Danni like? She likes ...
- What does Hal like? What does Danni's mom like?

4 Look and match.



- 1 She goes to school at
- 2 She gets up at
- 3 She goes home at
- 4 She has breakfast at

c

- a seven o'clock in the morning.
- b six o'clock in the morning.
- c eight o'clock in the morning.
- d three o'clock in the afternoon.

5 Point and say.

She gets up at six o'clock in the morning.

She ...

6 Look and circle the beginning sound.



cl gl sl



sm sn st



cl gl sl



sn st sk



cl gl sl



sm sn st

7 Read and color.

My work in Units 7, 8, and 9 is



10

It's hot today!

Lesson One Words

1 Listen, point, and repeat. 🎧 105

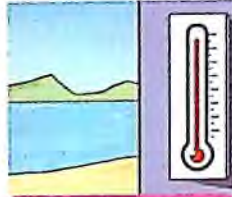
2 Listen and chant. 🎧 106



raining



windy



hot





snowing



sunny

3 Listen and read. 🎧 107



- 1 Listen to the story and repeat. Act.
- 2 Listen and say.  108

Let's learn!



What's the weather like?
It's windy.



It's raining.



Put on
your sun hat.



Don't put on
your coat.

3 Look and say.

raining windy hot snowing sunny

What's the weather like?

It's windy.



4 Write.

Put on Don't put on ~~Open~~ Don't open



Open

the window.


_____ your coat.

_____ the window.

_____ your hat.

What's the weather like? It's ... Put on ... / Don't put on ...

Lesson Three Song

1 Listen, point, and repeat.  109



fly a kite



make a snowman



go outside

2 Listen and sing.  110

3 Sing and do.

What's the weather like today?

What's the weather, what's the weather,
What's the weather like today?
Is it cold or is it sunny?
Can we go outside to play?

When it's windy, when it's windy,
We go outside, we fly our kite.
The kite goes high up in the sky
And we play until it's night.

When it's snowing, when it's snowing,
We make a snowman in the snow.
We wear our coats and play together,
Until it's time to go.

When it's sunny, when it's sunny,
We wear our hats and go outside.
We play together at the park,
And have a fun time on the slide.

What's the weather, what's the weather ...



1 Listen, point, and repeat. 111

bike



kite



white



line



2 Listen and chant. 112

Ride your bike. Fly your kite.
The bike is red. The kite is white.
White kite, white kite.

Count the children in the line.
All together there are nine.
Nine in the line. Nine in the line.



3 Read the chant again. Circle the sound i_e.

4 Listen and complete the words. 113



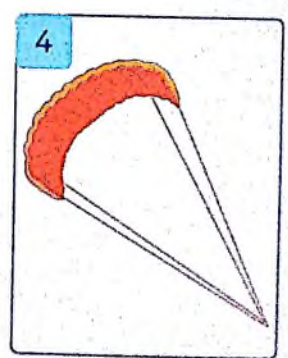
line



__i__e



__i__e



__i__e

Reading

1 Look at the pictures. What is the weather like?

2 Listen and read.  114

Here is the weather ...



It's six o'clock in the morning. Here is the weather news. It's very cold outside. Wear warm coats and hats. Have a nice morning.



Here is the weather at nine o'clock. It's raining now. Don't forget your umbrellas. Don't get wet!


It's two o'clock in the afternoon. It's sunny and hot now. Put on your sun hats. Have fun in the sun.




It's seven o'clock. It's very windy outside now. It's a good time to fly a kite. But don't let your hats fly away!

3 Read again. Match.

- 1 six o'clock b 2 nine o'clock 3 two o'clock 4 seven o'clock



Listening

1 Listen and check (✓) the correct picture.  115



1 Monday



2 Wednesday



3 Friday



4 Sunday



Speaking

2 Point, ask, and answer.

sunny raining windy hot snowing

It's Monday. What's the weather like?

It's windy.



Monday



Tuesday



Wednesday



Thursday



Friday

Writing

3 Circle the verbs. Underline the adjectives.

He wears his big coat.

1 She opens her yellow umbrella. 2 He eats a hot pizza.

3 I drink a cold milkshake.

4 We play in the little school yard.

Remember!

Adjectives are describing words.



11

What are you wearing?

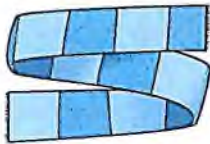
Lesson One Words

1 Listen, point, and repeat. 🎧 116

2 Listen and chant. 🎧 117



skirt



scarf



jeans



boots



shirt

3 Listen and read. 🎧 118



- 1 Listen to the story and repeat. Act.
- 2 Listen and say.  119

Let's learn!



What **are** you wearing?
I'm wearing
 a blue skirt.



What's he wearing?
He's wearing
 a yellow shirt.



What's she wearing?
She's wearing
 red pants.

3 Look and say.

skirt jeans boots shirt

What's Joe wearing?

He's wearing blue jeans.



4 Look again and write.

1 What's Joe wearing?

He's wearing blue jeans.

3 What's Tim wearing?

_____ a red _____.


2 What's Grandma wearing?

_____ a black _____.

4 What's Milly wearing?

_____ black _____.

Lesson Three Song

1 Listen, point, and repeat.  120



2:00
two o'clock



2:15
two fifteen



2:30
two thirty



2:45
two forty-five

2 Listen and sing.  121

3 Sing and do.

What time is it?



What time is it?
It's three o'clock.
What time is it?
It's three o'clock.

There's a train, there's a train
On Platform A.



What time is it?
It's three thirty.
What time is it?
It's three thirty.

There's a train, there's a train
On Platform C.



What time is it?
It's three fifteen.
What time is it?
It's three fifteen.


There's a train, there's a train
On Platform B.



What time is it?
It's three forty-five.
What time is it?
It's three forty-five.

There's a train, there's a train
On Platform D.



1 Listen, point, and repeat.  122


rope



stone




bone



home



2 Listen and chant.  123

The fox has my rope.
The fox is on a stone.

Hurry up, fox.
I want to go home.


My nose is cold.
Here is a bone.

Hurry up, fox.
I want to go home.




3 Read the chant again. Circle the sound o_e.

4 Listen and complete the words.  124




rope



__ o __ e



__ o __ e




__ o __ e

Reading

- 1 Look at the pictures. What color is the bus? What time is it?
- 2 Listen and read.  125

At the bus station



At the bus station
 The buses pass by.
 We look at the people.
 They wave and say "Hi."

I look at the bags,
 Some are big, some are small.
 I look at the people,
 Some are short, some are tall.




They have red coats, green coats,
 Yellow coats, and blue.
 They have long hair, short hair,
 And curly hair, too.
 We get on our bus,
 We go and sit down.
 And away goes the bus
 To take us uptown.

3 Read again. Circle the false word and write the correct word.

- 1 They are at the train station.
- 2 The people say "Goodbye."
- 3 Some bags are big. Some are short.
- 4 The coats are red, green, orange, and blue.

bus

Listening

1 Listen and number.  126



Speaking

2 Point, ask, and answer.

What's she wearing?

She's wearing ...

He's wearing a red shirt. Who is it?

It's number ...

Writing

3 Check (✓) the correct clock.

It's two forty-five.



1 It's nine fifteen.



2 It's six forty-five.



3 It's three forty-five.



4 It's eight fifteen.



12

You're sleeping!

Lesson One Words

1 Listen, point, and repeat. 🎧 127

2 Listen and chant. 🎧 128



wedding



guests



bride





band



invitation

3 Listen and read. 🎧 129



- 1 Listen to the story and repeat. Act.
- 2 Listen and say.  130

Let's learn!



What **are** you
doing?
I'm dancing
with Dad.



What **are** you
doing?
We're watching
our wedding.



What's he
doing?
He's eating
the cake.



What **are** they
doing?
They're talking.

3 Look and say.

reading playing music dancing talking

What's she doing?

She's reading.



4 Look again and circle.

1 The girl has a cake / an invitation.
She's reading / singing it.

2 Listen to the band / wedding.
They're eating / playing music.

3 Look at the guests / bride.
She's wearing / eating a white dress.

4 Look at the invitations / guests.
They're sleeping / talking.

Lesson Three Song

1 Listen, point, and repeat. 🎧 131



wash the car



brush my hair



take photos

2 Listen and sing. 🎧 132

3 Sing and do.

We're getting ready for the wedding!



We're getting ready for the wedding.
My cousin is the lovely bride.
I'm wearing a shirt,
I'm wearing a tie.
I have my family by my side!




Mom's making cakes for the wedding.
Dad is washing the car.
My sister is wearing
A big, pink dress.
How excited we all are!



We're getting ready for the wedding.
Now I'm brushing my hair.
My sister is taking
Lots of photos.
We can't wait to be there!



1 Listen, point, and repeat.  133


June




flute



tube



cube



2 Listen and chant.  134


This month is June
And it's my birthday!
I have a fun cube,
I can play all day.

I have a new flute
For my birthday,
And a poster in a tube.
What a happy day!



3 Read the chant again. Circle the sound u e.

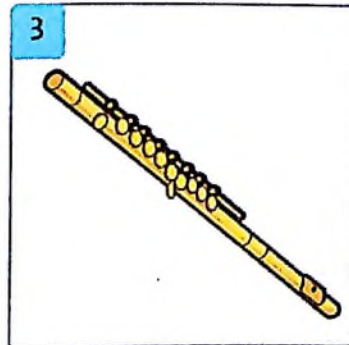
4 Listen and complete the words.  135



t u b e



 u e



 u e



 u e

Reading

1 Look at the pictures. What are they doing?

2 Listen and read.  136

reply

forward

delete

save

Dear Hannah,


How are you? We're very well. We're getting ready for our summer party. My brother and I are helping Mom and Dad. We're cooking and cleaning the apartment together.



Look at this photo. I am with my mom and Aunt Lola. We're choosing party dresses. I like the green and white dress.



Look. We like the yellow invitations with purple letters. What do you think?



And here, we're choosing party cakes. My brother likes the little cakes. I like the big chocolate cake.

Write soon.

Love from Bella

3 Read again. Write.

1 Who is Bella helping? She's helping her mom and dad.


2 What is her aunt's name? Her name's _____.

3 What color is Bella's party dress? It's _____ and _____.

4 What color are the invitations? They're _____ and _____.

5 What cakes does Bella's brother like? He likes the _____ cakes.

Listening

1 Listen and number.  137



Speaking

2 Point, ask, and answer.

eating dancing taking photos drinking talking

What's he doing?

He's dancing.

What are they ...?



Writing

3 Read and circle *ing*.

I'm eating ing my breakfast.

1 We're singing songs together.

2 He's talking to his friend.

3 They're listening to the music.

4 She's watching the band.




1 Circle the odd-one-out. Write.

- | | | | | | |
|---|---------|---------|---------|------------|-------|
| 1 | bride | wedding | guest | jeans | jeans |
| 2 | boots | sunny | shirt | skirt | _____ |
| 3 | band | raining | windy | hot | _____ |
| 4 | fifteen | scarf | thirty | forty-five | _____ |
| 5 | skirt | socks | snowing | boots | _____ |


2 Write.

o'clock thirty forty-five fifteen

hot raining snowing windy sunny



It's nine o'clock.
It's raining.



It's eight _____. It's eleven _____.
It's _____. It's _____.



It's three _____.
It's _____.



It's five _____.
It's _____.

3 Point, ask, and answer.

What time is it?

It's ...

What's the weather like?

It's ...

4 Say the word and circle the correct sound.

1  a_e i_e o_e u_e


2  a_e i_e o_e u_e

3  a_e i_e o_e u_e

4  a_e i_e o_e u_e

5  a_e i_e o_e u_e

5 Look and match.



- 1  Is he dancing? c a No, they aren't.
- 2  Are they singing? b Yes, I am.
- 3  Are you eating? c Yes, he is.
- 4  Is she playing? d Yes, they are.
- 5  Are they talking? e No, she isn't.

6 Read and color.


My work in Units 10, 11, and 12 is


 OK  Good  Excellent

13

Look at all the animals!

Lesson One Words

1 Listen, point, and repeat.  138

2 Listen and chant.  139




cow



goat




horse






donkey



goose

3 Listen and read.  140




- 1 Listen to the story and repeat. Act.
- 2 Listen and say.  141

Let's learn!



This cow is **bigger than** that cow.



This sheep is **smaller than** that sheep.

3 Look and say.

bigger than smaller than taller than shorter than




The boy is shorter than the girl.

The girl is ...

The goose is ...

4 Write.



The horse is bigger than the goat.



The girl is _____ the boy.




The boy is _____ the girl.



The sheep is _____ the cow.

Lesson Three Song


1 Listen, point, and repeat.  142



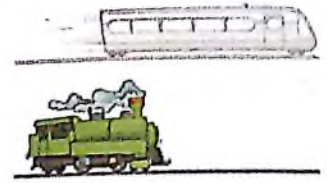
loud



quiet



fast



slow

2 Listen and sing.  143


3 Sing and do.

On the farm

The chick is quiet on the farm.
 "Cheep, cheep, cheep," says the chick.
 The chick is quiet on the farm.
 "Cheep, cheep, cheep."

The hen is louder than the chick.
 "Cluck, cluck, cluck," says the hen.
 The hen is louder than the chick.
 "Cluck, cluck, cluck."

The goose is louder than the hen.
 "Honk! Honk! Honk!" says the goose ...



The cow is slow on the farm.
 "Clap, clap," goes the cow.
 The cow is slow on the farm.
 "Clap, clap, clap."

The goat is faster than the cow.
 "Clip, clip, clip," goes the goat ...
 The horse is faster than the goat.
 "Trot, trot, trot," goes the horse ...

1 Listen, point, and repeat. 🎧 144

tree



green



cheese



feet



2 Listen and chant. 🎧 145



Look up at the green tree.
What can you see?
Two feet and a tail.
Count them: one, two, three!




What's in the green tree?
What's hiding there?
A monkey with a piece of cheese,
That's what's hiding there!

3 Read the chant again. Circle the sound ee.

4 Listen and complete the words. 🎧 146



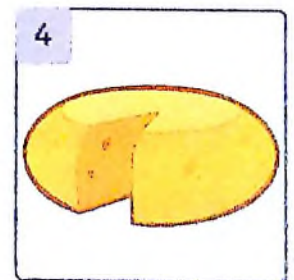
green



ee




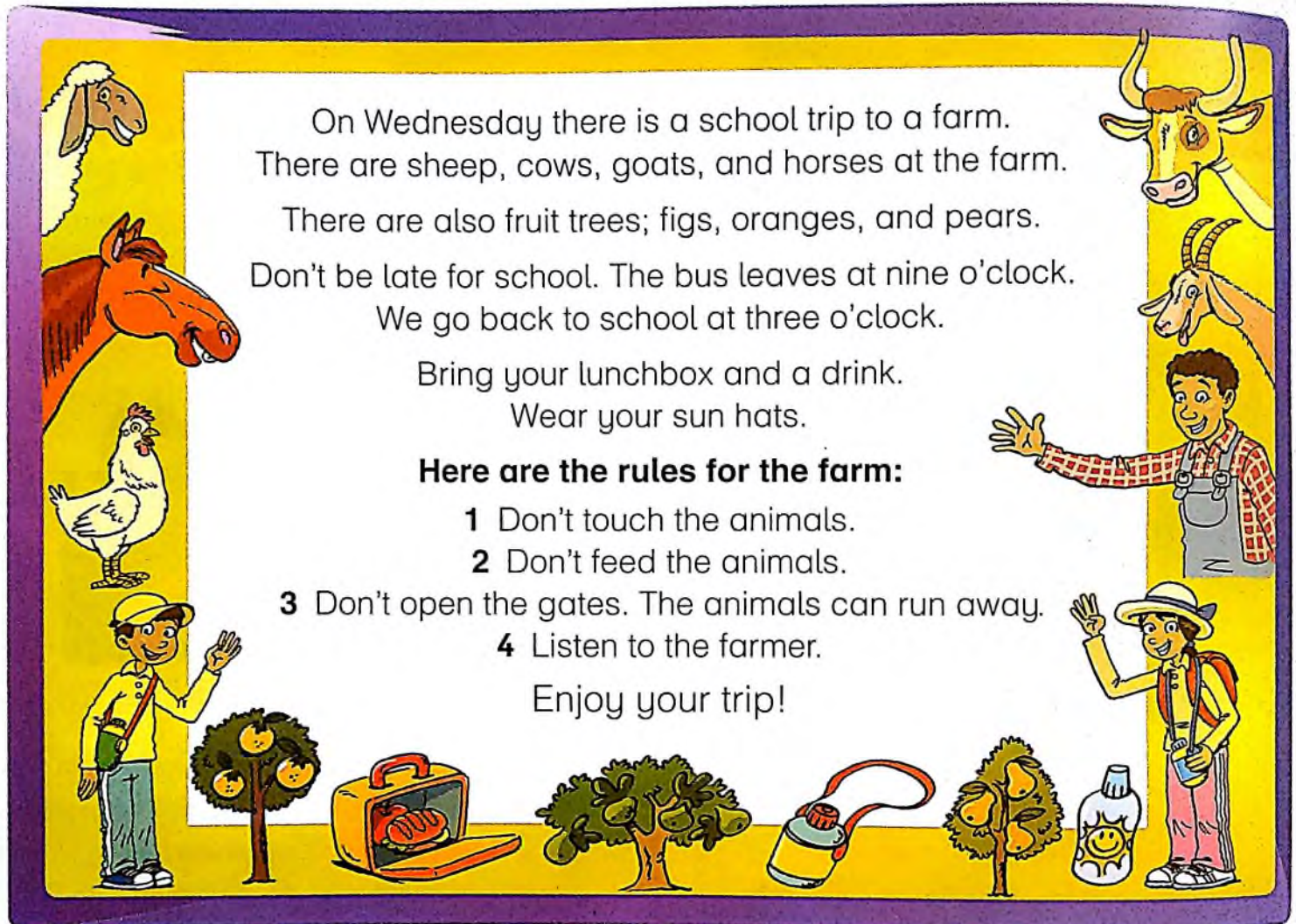
ee



ee

Reading

- 1 Look at the pictures. Where are the children? What animals can you see?
- 2 Listen and read.  147



On Wednesday there is a school trip to a farm.
There are sheep, cows, goats, and horses at the farm.
There are also fruit trees; figs, oranges, and pears.
Don't be late for school. The bus leaves at nine o'clock.
We go back to school at three o'clock.
Bring your lunchbox and a drink.
Wear your sun hats.

Here are the rules for the farm:


- 1 Don't touch the animals.
- 2 Don't feed the animals.
- 3 Don't open the gates. The animals can run away.
- 4 Listen to the farmer.

Enjoy your trip!

3 Read again. Circle the correct word.

- 1 The school trip is on Monday / Tuesday / Wednesday.
- 2 The trip is to a zoo / farm / store.
- 3 There are plum / fig / apple trees.
- 4 They go to the farm at nine / eight / three o'clock.
- 5 They can wear a coat / sun hat / T-shirt.
- 6 They can bring a drink / a book / a toy.

Listening


1 Listen and number.  148

This is my farm.
Please listen to the rules.



Speaking

2 Look and say.

	Open the gate.	X
	Eat your lunch here.	✓
	Wash your hands.	✓
	Feed the animals.	X
	Wear boots.	✓
	Touch the animals.	X

Don't open the gate.

Eat ...

Writing


3 Write *and* to connect the sentences.

This is a cow. This is a goat. This is a cow **and** this is a goat.

- I am seven. My sister is nine. I am seven _____ my sister is nine.
- There is a sheep. There are chicks.
There is a sheep _____ there are chicks.
- We play soccer. They go swimming.
We play soccer _____ they go swimming.



Lesson One Words

1 Listen, point, and repeat.  149

2 Listen and chant.  150



good



bad






wet

dry



photo

3 Listen and read.  151



1 Listen to the story and repeat. Act.

2 Listen and say.  152

Let's learn!



I **was** happy.



She **wasn't** wet.



You **were** good.



They **weren't** sad.

3 Look and say.

good dry bad wet hot

She was good.

They ...



4 Look again and write.

was wasn't weren't

1 She was good.


3 He _____ bad.

5 She _____ cold.

2 They _____ wet.

4 The girl _____ dry.

Lesson Three Song

1 Listen, point, and repeat.  153



neat



messy



floor

2 Listen and sing.  154

3 Sing and do.


The house was so messy!



Hello, Mom,
The party was fun.
Everyone was happy,
Each and every one.



The house was so messy,
But here is your surprise ...
Open the door,
And open your eyes!



But after the party,
Balloons were on the door.
Food was on the table,
And cards were on the floor



The food is in the kitchen,
The house is very neat.
There is no more work to do,
So come and take a seat.

Thank you!

1 Listen, point, and repeat. 155



2 Listen and chant. 156

A lion cub plays with a cube.
Cub, cub, cub.
Cube, cube, cube.

There's a big pin under the pine.
Pin, pin, pin.
Pine, pine, pine.

She has a red cap and a cape.
Cap, cap, cap.
Cape, cape, cape.




3 Circle the short vowels. Underline the long vowels.

1 Tim 2 cube 3 cap 4 pin 5 cape 6 time 7 cub 8 pine

4 Listen and circle the correct word. 157



Reading

- 1 Look at the pictures. What are the children wearing?
- 2 Listen and read.  158

Our school play by Katie Evans

This year, our school play was *Little Red Riding Hood*.

The play was in the classroom on Thursday afternoon. Our families were there.

I was the girl. Sidney was the wolf and Zoe was the grandma.

My costume was a big, red coat with a hood.

The play was lots of fun. Our families were happy and proud of us.




We love English. And we love acting English stories. Thank you to our English teacher, Mrs. Hope, for her hard work. Thank you to our families for their help. Second grade was great. Now we are ready for third grade.

3 Read again. Circle the false word and write the correct word.

- 1 The play was on Tuesday. Thursday
- 2 The play was in the morning. _____
- 3 The play was in the school yard. _____
- 4 Katie's costume was blue. _____
- 5 Mrs. Hope is the art teacher. _____

Listening

1 Listen and write *T* (true) or *F* (false).  159



Speaking

2 Look and say.

donkey lion birds giraffes

He was a ...

She was a ...

They were ...



Writing

3 Read. Circle *and*. Underline *or*.

I like donkeys and horses. I don't like dogs or cats.

- 1 I don't like skating or soccer.
- 2 I like cakes and bananas.
- 3 I can't swim or ride a bike.
- 4 I can skate and ride a horse.
- 5 Today we have English and math.
- 6 We don't have math or P.E.





1 Circle the odd-one-out. Write.

1 cow goat horse floor floor

2 good wet bad donkey _____

3 photo slow quiet loud _____

4 loud quiet goose fast _____

2 Look and circle the correct word.



- 1 The girl is taller / shorter than her brother.
- 2 Her coat is smaller / bigger than his coat.
- 3 She is faster / slower than her brother.
- 4 The boy is faster / slower than his sister.

3 Look and say.

The girl is taller than her brother.

Her coat is ...

4 Check (✓) the picture that contains the sound.

1 u_e








2 i_e







3 u







4 o_e







5 i

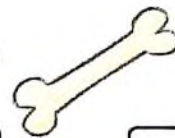






6 o







5 Read and circle the correct word.



- 1 On Wednesday, it was / were our school play.
- 2 The children wasn't / weren't in the classroom.
- 3 They was / were in the school yard.
- 4 Our moms and dads was / were there, too.
- 5 Our teacher wasn't / weren't sad.
- 6 All the children was / were very happy!

6 Read and color.

My work in Units 13 and 14 is



OK



Good

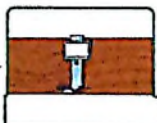


Excellent


Unit 1

















Unit 2



















Unit 3












20



30



40



50



60

Unit 4

70




80



90



100



10



Picture dictionary





Unit 5























Unit 6













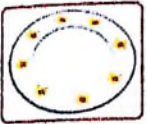
























Unit 7

















Unit 8














Picture dictionary













Unit 9


























Unit 10




































Unit 11













Unit 12









Word list

A

airport	60
angry	16
art	34
art room	36
aunt	5

B

bad	94
balloon	48
band	80
bank	62
behind	22
board	8
bone	77
boots	74
brave	16
bride	80
brush	31
brush my hair	82
brown	5
bus	23

C

cake	48
candy	48
cap	97
cape	97
card	48

cheese	91
chicken	28
clock	51
cloud	51
coat hook	8
cold	14
computer	8
computer room	36
cow	88
crab	37
crayon	37
cub	97
cube	83

D

do my homework	40
donkey	88
drawers	10
drum	37
dry	94

E

eighty	30
English	34

F

fast	90
feet	91

fire station	60
flag	43
floor	96
flower	43
flute	83
fly a kite	70
forty	30
fifty	30
fries	28
frog	31

G

gate	63
get up	54
gloves	51
glue	51
go home	54
go outside	70
go swimming	40
go to school	54
good	94
goose	88
grass	31
gray	5
guests	80
happy	14
have a music lesson	40

have breakfast	54
have dinner	54
help my mom	40
home	77
horse	88
hospital	60
hot	14
hungry	14

I

in front of	22
in the afternoon	56
in the evening	56
in the morning	56
invitation	80

J

jeans	74
June	83

L

lake	63
line	71
listen to music	42
loud	90

M		play with friends	42	sky	57	V	
make a snowman	70	plum	43	slippers	51	visit my grandma	40
math	34	police station	60	slow	90	W	
messy	96	poster	10	smile	57	wash the car	82
milkshake	28	present	48	snow	57	wedding	80
mop	23	Q		snowing	68	wet	94
music	34	quiet	90	star	57	white	7
N		R		station	62	windy	68
neat	96	raining	68	stone	77	Z	
neighbor	50	read a book	42	store	60	zoo	62
next to	22	ride a bike	20	sunny	68		
ninety	30	ride a horse	20	T			
nuts	50	rope	77	table	8		
O		S		take photos	82		
o'clock	55	sad	14	ten	30		
one hundred	30	salad	28	thirty	30		
P		scared	16	thumb	17		
P.E.	34	scarf	74	tie	50		
pencil case	8	school yard	36	truck	37		
picture	10	seventy	30	tube	83		
pine	97	shirt	74	twenty	30		
pizza	28	sixty	30	two fifteen	76		
plane	63	skate	20	two thirty	76		
plate	43	skateboard	20	two forty-five	76		
play soccer	20	skirt	74	U			
				uncle	5		

Family and Friends



To be the **best** you need the **best** ...

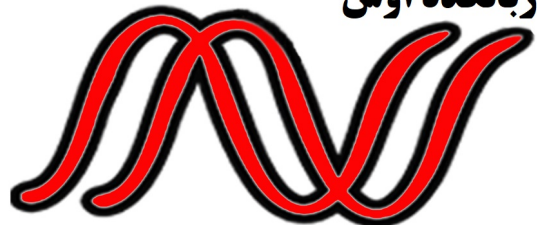
- Exceptionally strong skills training program includes a focus on real speaking and writing output.
- *Time to talk!* Student Audio CD with speaking practice and the step-by-step phonics improve communication and pronunciation skills.
- Clear grammar and vocabulary syllabus recycles and recombines language.
- A values syllabus develops social and emotional skills for success in the classroom and at home.

Components – 6 Levels:

- Student Book with *Time to talk!* Student Audio CD
- Workbook
- Teacher's Book and Teacher's Resource CD-ROM including:
 - editable unit tests, skills tests, and summative tests
 - Test Builder
 - photocopiable resources
- Teacher's Resource Pack (levels 1–4)
- Class Audio CDs
- Oxford iTools: Digital Class Resources

www.Avasshop.ir

زبانکده اوس



مرکز دانلود نمونه سوالات و کتابهای آموزش زبان

OXFORD
UNIVERSITY PRESS

www.oup.com/elt

www.avasshop.ir

OXFORD ENGLISH
ISBN 978-0-19-481345-7

